

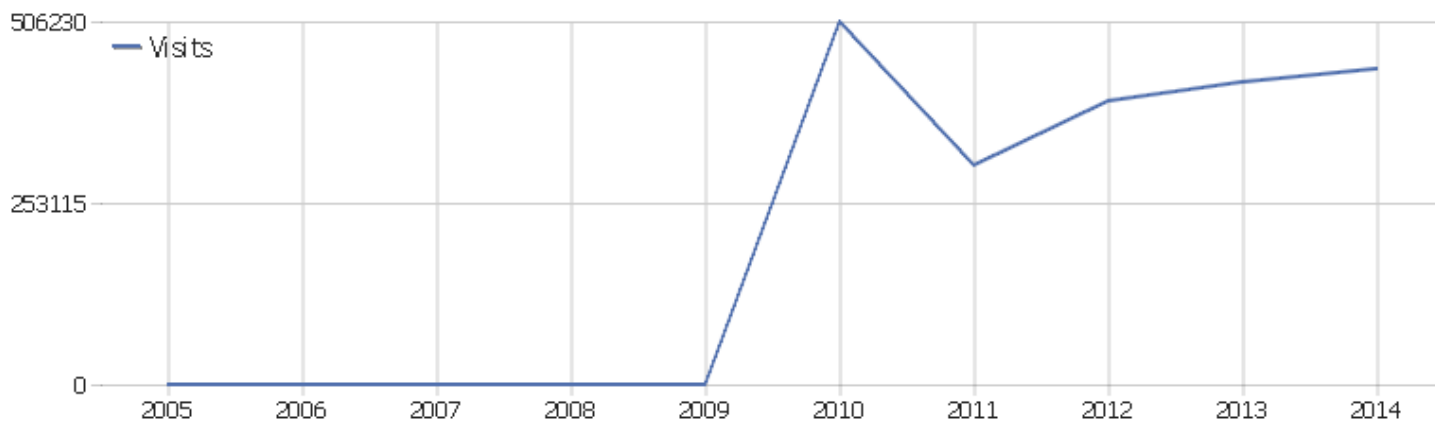


Transition Network

Date range: 2014

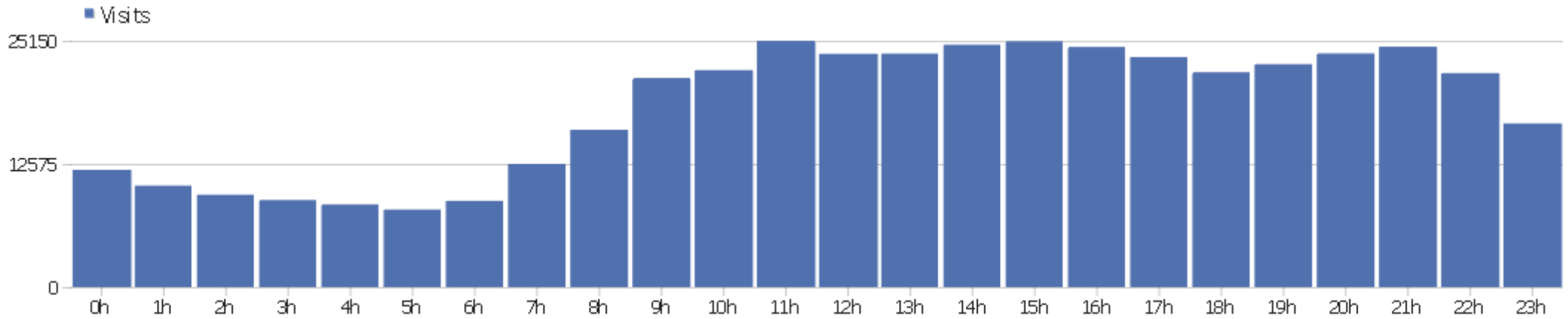
Annual Transition Network 2014 Piwik Stats Report

Visits Summary



Name	Value
Visits	440339
Actions	1149715
Maximum actions in one visit	708
Actions per Visit	2.6
Avg. Visit Duration (in seconds)	00:02:29
Bounce Rate	65%
Unique visitors	0
Users	0

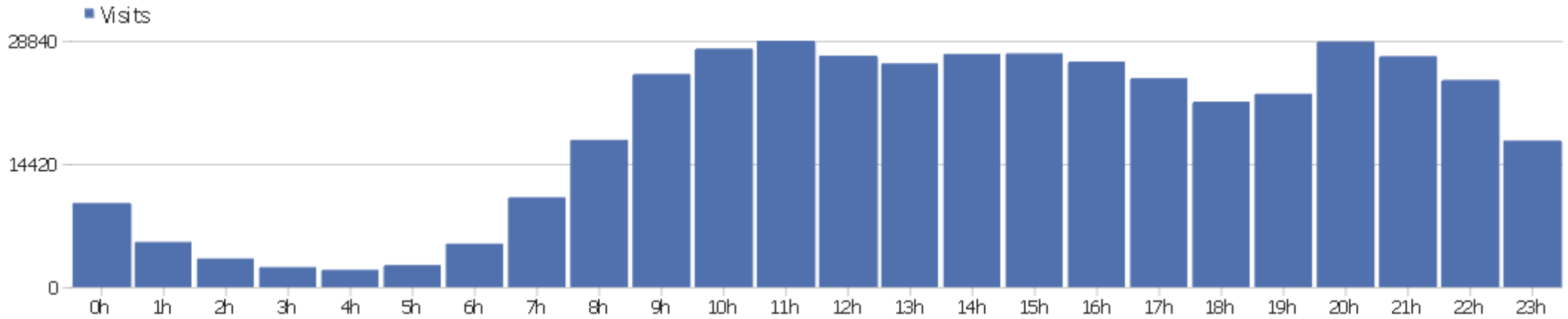
Visits by Server Time



Server time	Visits	Actions	Actions per Visit	Avg. Time on Website	Bounce Rate	Revenue
0h	11974	31942	2.7	00:02:33	66%	£ 0
1h	10359	26588	2.6	00:02:25	68%	£ 0
2h	9432	23590	2.5	00:02:22	67%	£ 0
3h	8890	23203	2.6	00:02:33	66%	£ 0
4h	8439	21351	2.5	00:02:32	67%	£ 0
5h	7920	21169	2.7	00:02:36	67%	£ 0
6h	8807	21845	2.5	00:02:20	68%	£ 0
7h	12578	30630	2.4	00:02:18	67%	£ 0
8h	16064	38922	2.4	00:02:20	67%	£ 0
9h	21353	52053	2.4	00:02:15	66%	£ 0
10h	22152	59599	2.7	00:02:43	65%	£ 0
11h	25147	65939	2.6	00:02:34	65%	£ 0
12h	23817	63188	2.7	00:02:32	65%	£ 0
13h	23839	64223	2.7	00:02:33	64%	£ 0
14h	24749	65640	2.7	00:02:29	64%	£ 0

15h	25101	69059	2.8	00:02:40	63%	£ 0
16h	24522	69818	2.8	00:02:41	63%	£ 0
17h	23485	64778	2.8	00:02:37	64%	£ 0
18h	21940	57063	2.6	00:02:28	65%	£ 0
19h	22764	56789	2.5	00:02:16	67%	£ 0
20h	23862	60434	2.5	00:02:22	66%	£ 0
21h	24551	60396	2.5	00:02:12	66%	£ 0
22h	21849	55981	2.6	00:02:27	66%	£ 0
23h	16711	45461	2.7	00:02:37	65%	£ 0

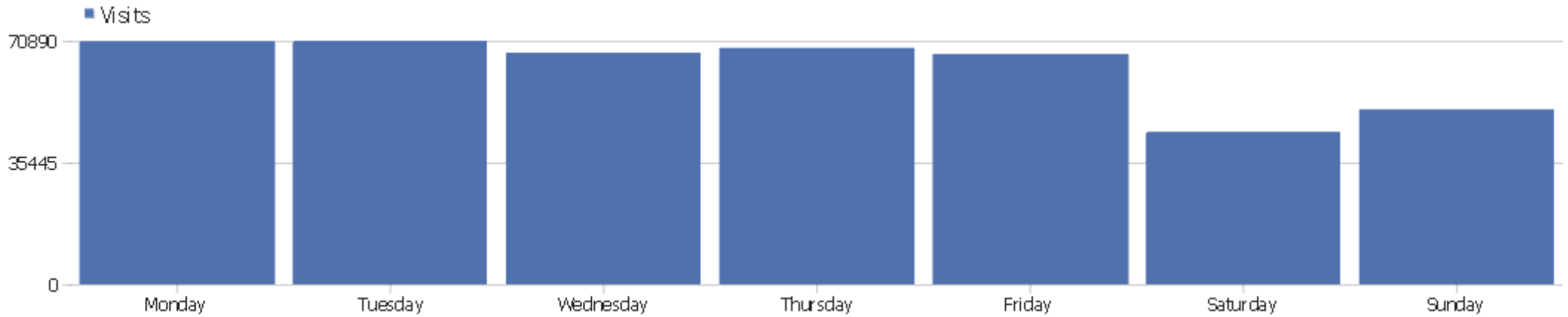
Visits by Local Time



Local time	Visits	Actions	Actions per Visit	Avg. Time on Website	Bounce Rate	Conversion Rate
0h	9843	25814	2.6	00:02:13	67%	0.29%
1h	5289	13059	2.5	00:02:09	69%	0.26%
2h	3347	8455	2.5	00:01:58	69%	0.3%
3h	2333	5942	2.5	00:02:25	68%	0.21%
4h	2023	4832	2.4	00:02:17	70%	0.35%
5h	2582	6367	2.5	00:02:43	67%	0.35%
6h	5083	12310	2.4	00:02:39	66%	0.24%
7h	10515	26483	2.5	00:02:33	66%	0.23%
8h	17234	41369	2.4	00:02:27	67%	0.22%
9h	24954	64839	2.6	00:02:40	65%	0.23%
10h	27937	75743	2.7	00:02:44	65%	0.26%
11h	28835	79984	2.8	00:02:41	63%	0.35%
12h	27091	72868	2.7	00:02:33	63%	0.27%
13h	26196	72315	2.8	00:02:38	63%	0.23%
14h	27301	77218	2.8	00:02:47	62%	0.25%

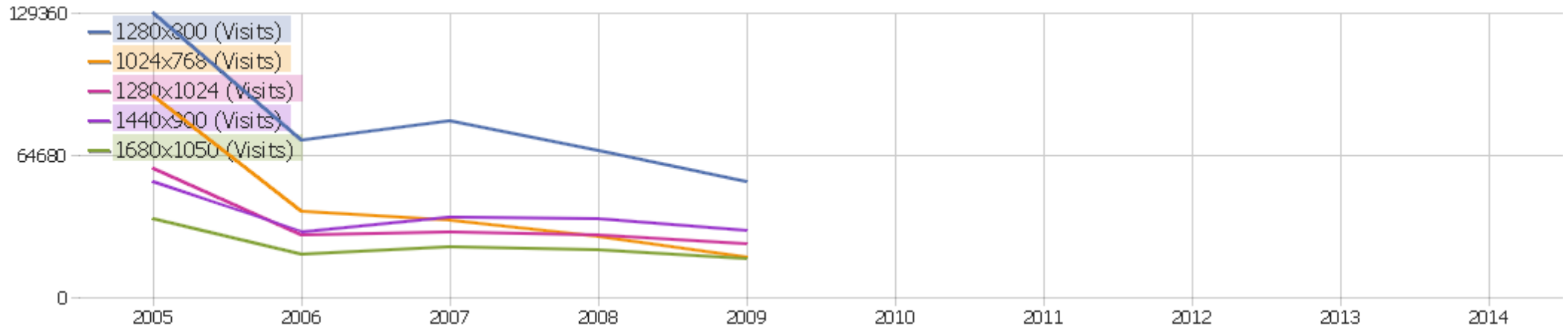
15h	27365	78529	2.9	00:02:46	63%	0.31%
16h	26401	73999	2.8	00:02:38	63%	0.31%
17h	24466	66728	2.7	00:02:24	65%	0.27%
18h	21708	54517	2.5	00:02:21	66%	0.23%
19h	22633	55181	2.4	00:02:15	68%	0.17%
20h	28754	66483	2.3	00:02:06	70%	0.18%
21h	27040	64122	2.4	00:02:11	69%	0.14%
22h	24259	59517	2.5	00:02:15	68%	0.21%
23h	17150	43041	2.5	00:02:13	67%	0.23%

Visits by Day of Week



Day of the week	Visits	Actions	Actions per Visit	Avg. Time on Website	Bounce Rate	Conversion Rate
Monday	70795	187659	2.7	00:02:30	65%	0.22%
Tuesday	70882	188062	2.7	00:02:31	65%	0.25%
Wednesday	67434	176992	2.6	00:02:27	65%	0.26%
Thursday	68839	181145	2.6	00:02:29	66%	0.25%
Friday	67057	171274	2.6	00:02:28	65%	0.23%
Saturday	44404	116482	2.6	00:02:33	66%	0.29%
Sunday	50928	128101	2.5	00:02:23	67%	0.25%

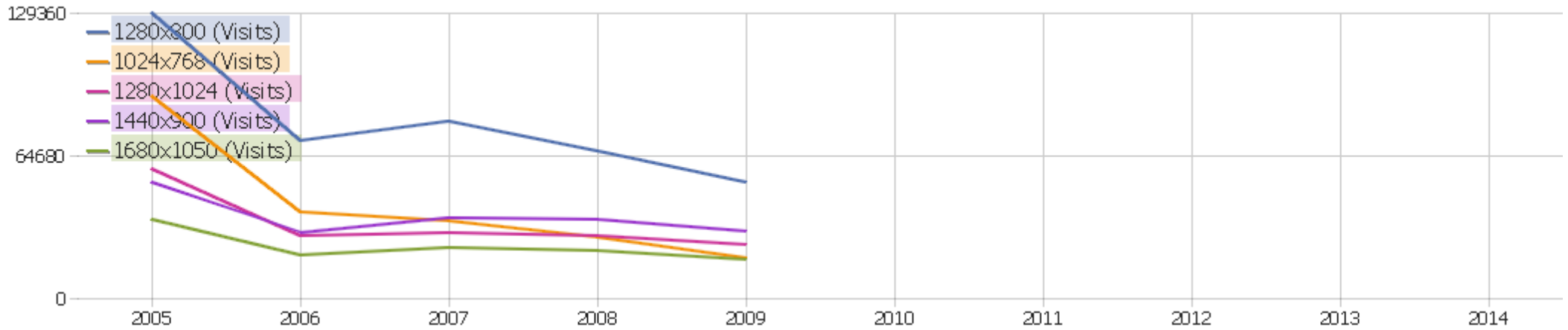
UserSettings_WidgetResolutions



UserSettings_ColumnResolution	Visits	Actions	Actions per Visit	Avg. Time on Website	Bounce Rate	Conversion Rate
1366x768	84121	237305	2.8	00:02:49	62%	0.45%
1280x800	52266	143264	2.7	00:03:04	62%	0.15%
1920x1080	34317	99541	2.9	00:02:22	63%	0.35%
1440x900	30424	85472	2.8	00:02:35	62%	0.2%
1280x1024	24030	70585	2.9	00:02:35	61%	0.33%
768x1024	20763	40428	1.9	00:01:38	74%	0.07%
1024x768	18356	47691	2.6	00:02:26	63%	0.35%
1680x1050	17631	45517	2.6	00:02:17	66%	0.1%
1600x900	15221	41628	2.7	00:02:20	64%	0.37%
1536x2048	13302	29120	2.2	00:02:08	70%	0.14%
640x1136	9075	14121	1.6	00:00:59	80%	0.02%
640x960	8106	14436	1.8	00:01:29	74%	0.09%
1920x1200	7158	19126	2.7	00:02:14	64%	0.13%
360x640	7001	12752	1.8	00:01:24	78%	0.26%

320x480	5535	7715	1.4	00:01:07	82%	0.02%
1024x600	5015	16676	3.3	00:04:46	57%	0.24%
320x568	4693	6099	1.3	00:00:43	85%	0.02%
1280x720	4135	18847	4.6	00:02:49	59%	0.65%
2560x1440	4079	10209	2.5	00:02:04	68%	0.2%
720x1280	3534	6026	1.7	00:01:22	78%	0.08%
1280x768	3275	14732	4.5	00:05:47	53%	0.06%
2560x1600	3131	8862	2.8	00:02:27	64%	0.32%
1536x864	2951	8510	2.9	00:02:32	61%	0.2%
Others	61885	150636	2.4	00:02:26	68%	0.14%

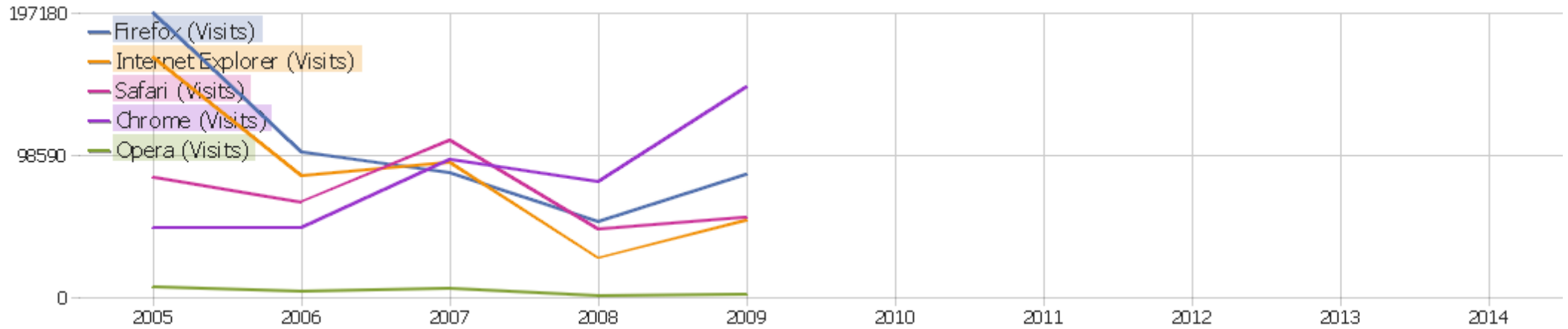
Screen Resolution











Resolution	Visits	Actions	Actions per Visit	Avg. Time on Website	Bounce Rate	Conversion Rate
1366x768	84121	237305	2.8	00:02:49	62%	0.45%
1280x800	52266	143264	2.7	00:03:04	62%	0.15%
1920x1080	34317	99541	2.9	00:02:22	63%	0.35%
1440x900	30424	85472	2.8	00:02:35	62%	0.2%
1280x1024	24030	70585	2.9	00:02:35	61%	0.33%
768x1024	20763	40428	1.9	00:01:38	74%	0.07%
1024x768	18356	47691	2.6	00:02:26	63%	0.35%
1680x1050	17631	45517	2.6	00:02:17	66%	0.1%
1600x900	15221	41628	2.7	00:02:20	64%	0.37%
1536x2048	13302	29120	2.2	00:02:08	70%	0.14%
640x1136	9075	14121	1.6	00:00:59	80%	0.02%
640x960	8106	14436	1.8	00:01:29	74%	0.09%
1920x1200	7158	19126	2.7	00:02:14	64%	0.13%
360x640	7001	12752	1.8	00:01:24	78%	0.26%
320x480	5535	7715	1.4	00:01:07	82%	0.02%

1024x600	5015	16676	3.3	00:04:46	57%	0.24%
320x568	4693	6099	1.3	00:00:43	85%	0.02%
1280x720	4135	18847	4.6	00:02:49	59%	0.65%
2560x1440	4079	10209	2.5	00:02:04	68%	0.2%
720x1280	3534	6026	1.7	00:01:22	78%	0.08%
1280x768	3275	14732	4.5	00:05:47	53%	0.06%
2560x1600	3131	8862	2.8	00:02:27	64%	0.32%
1536x864	2951	8510	2.9	00:02:32	61%	0.2%
Others	61885	150636	2.4	00:02:26	68%	0.14%

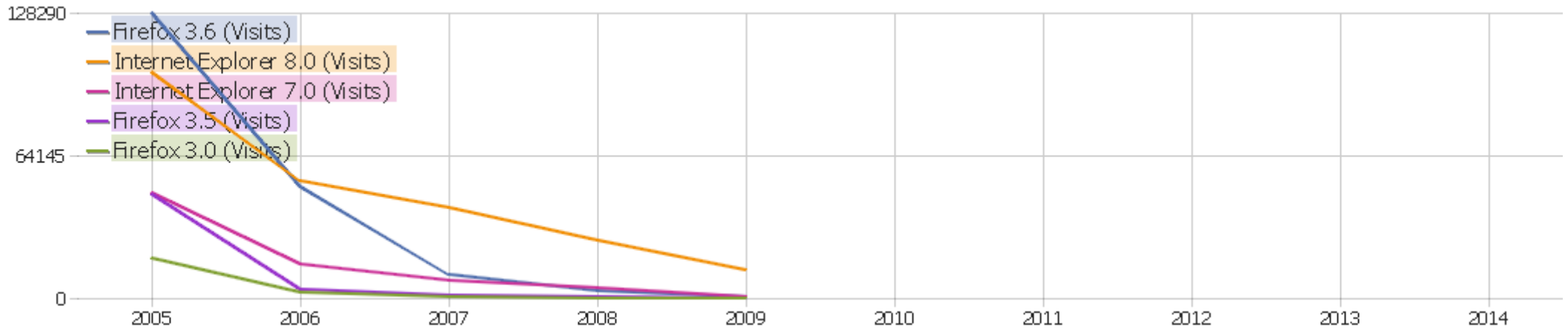
UserSettings_WidgetBrowsers











UserSettings_ColumnBrowser	Visits	Actions	Actions per Visit	Avg. Time on Website	Bounce Rate	Conversion Rate
Chrome	145977	418375	2.9	00:02:44	62%	0.28%
Firefox	85244	247035	2.9	00:02:59	60%	0.51%
Mobile Safari	61912	111565	1.8	00:01:30	76%	0.06%
Safari	55187	138347	2.5	00:02:42	68%	0.12%
Internet Explorer	53458	148265	2.8	00:02:27	63%	0.14%
Chrome Mobile	12688	23532	1.9	00:01:34	76%	0.17%
Android Browser	11060	20587	1.9	00:01:45	75%	0.1%
Opera Mini	2678	3735	1.4	00:00:54	81%	0%
Chrome Mobile iOS	2602	5512	2.1	00:01:58	71%	0.15%
Opera	2178	5791	2.7	00:02:19	66%	0.64%
Unknown	1657	2650	1.6	00:01:18	80%	0%
BlackBerry Browser	967	1591	1.6	00:01:24	78%	0.1%
Mobile Silk	887	2550	2.9	00:03:07	65%	0%
IE Mobile	843	1552	1.8	00:01:39	74%	0.12%
Opera Mobile	564	10550	18.7	00:02:48	63%	0%

 Chrome Frame	387	1042	2.7	00:02:05	64%	0%
 Nokia Ovi Browser	294	359	1.2	00:00:59	84%	0%
 Chromium	246	796	3.2	00:03:18	55%	0.41%
 Opera Next	235	3224	13.7	00:03:43	66%	0%
 Iceweasel	179	508	2.8	00:02:58	58%	0%
 UC Browser	172	242	1.4	00:00:53	83%	0%
 SeaMonkey	160	349	2.2	00:02:22	49%	0.63%
 Yandex Browser	120	171	1.4	00:00:36	85%	0%
Others	760	1548	2	00:02:02	74%	0.53%

UserSettings_WidgetBrowserVersion

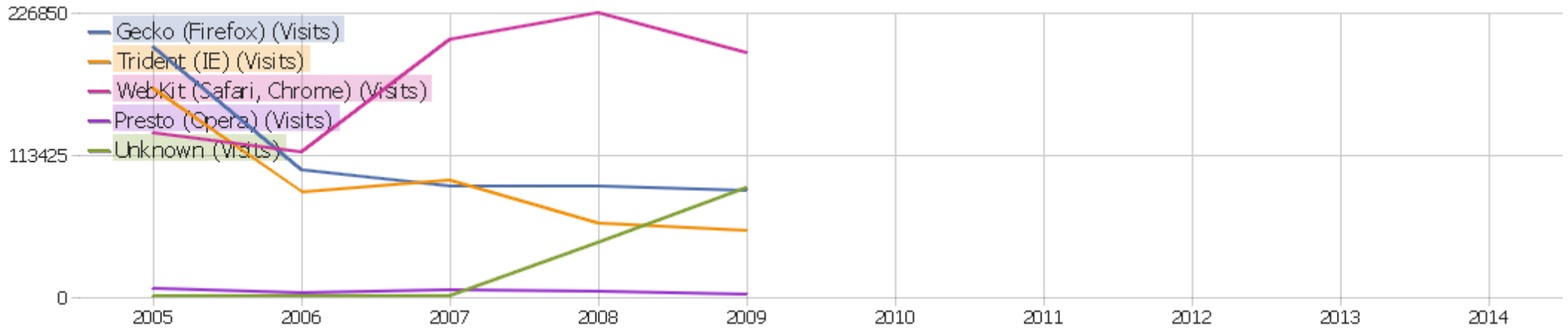


UserSettings_ColumnBrowserVersion	Visits	Actions	Actions per Visit	Avg. Time on Website	Bounce Rate	Conversion Rate
Mobile Safari 7.0	29957	57126	1.9	00:01:36	74%	0.04%
Internet Explorer 11.0	26930	78930	2.9	00:02:38	62%	0.18%
Chrome 33.0	22362	67258	3	00:03:03	60%	0.02%
Chrome 32.0	21594	59122	2.7	00:02:44	63%	0%
Chrome 35.0	19219	55081	2.9	00:02:43	62%	0.05%
Safari 5.1	16777	39270	2.3	00:03:22	70%	0.06%
Chrome 34.0	16117	45446	2.8	00:02:33	63%	0.02%
Mobile Safari	15962	22435	1.4	00:00:50	83%	0.03%
Chrome 37.0	14504	42529	2.9	00:02:37	62%	0.21%
Safari 7.0	13760	38574	2.8	00:02:35	62%	0.04%
Chrome 38.0	13647	40373	3	00:02:41	62%	1.48%
Chrome 36.0	13504	37591	2.8	00:02:32	65%	0.08%
Firefox 26.0	12623	35568	2.8	00:03:04	60%	0.31%
Internet Explorer 9.0	12542	34849	2.8	00:02:23	64%	0.06%

Internet Explorer 8.0	12434	31239	2.5	00:02:13	64%	0.16%
 Firefox 27.0	11410	31961	2.8	00:02:56	60%	0.02%
 Android Browser	11060	20587	1.9	00:01:45	75%	0.1%
 Chrome 39.0	10092	29300	2.9	00:02:40	62%	1.19%
 Chrome 31.0	9269	27407	3	00:03:12	58%	0.03%
 Firefox 32.0	9015	25931	2.9	00:02:56	58%	0.71%
 Firefox 28.0	8896	25851	2.9	00:02:43	60%	0.01%
 Safari 6.1	8095	22175	2.7	00:02:50	61%	0.09%
 Firefox 30.0	7958	23606	3	00:03:09	60%	0.09%
Others	102612	257506	2.5	00:02:17	68%	0.45%

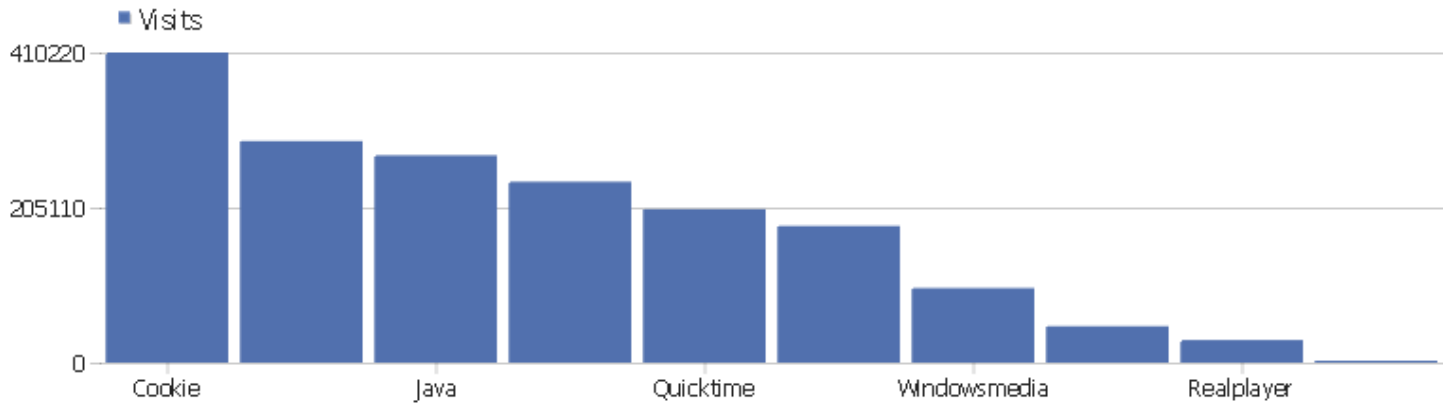












UserSettings_WidgetBrowserFamilies



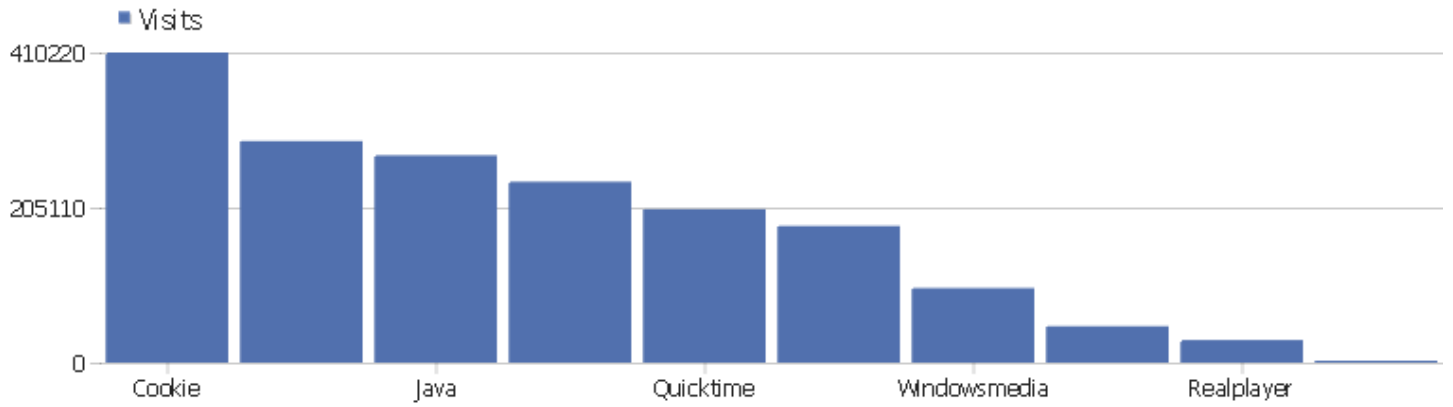
UserSettings_ColumnBrowserFamily	Visits	Actions	Actions per Visit	Avg. Time on Website	Bounce Rate	Conversion Rate
WebKit (Safari, Chrome)	194485	529634	2.7	00:02:41	64%	0.16%
Unknown	87227	170022	1.9	00:01:34	76%	0.04%
Gecko (Firefox)	85504	247646	2.9	00:02:59	60%	0.52%
Trident (IE)	53581	148484	2.8	00:02:27	63%	0.15%
Blink (Chrome, Opera)	17190	48149	2.8	00:02:31	63%	1.28%
Presto (Opera)	2304	5715	2.5	00:02:07	68%	0.22%
KHTML (Konquerer)	48	65	1.4	00:01:12	79%	0%











UserSettings_WidgetPlugins



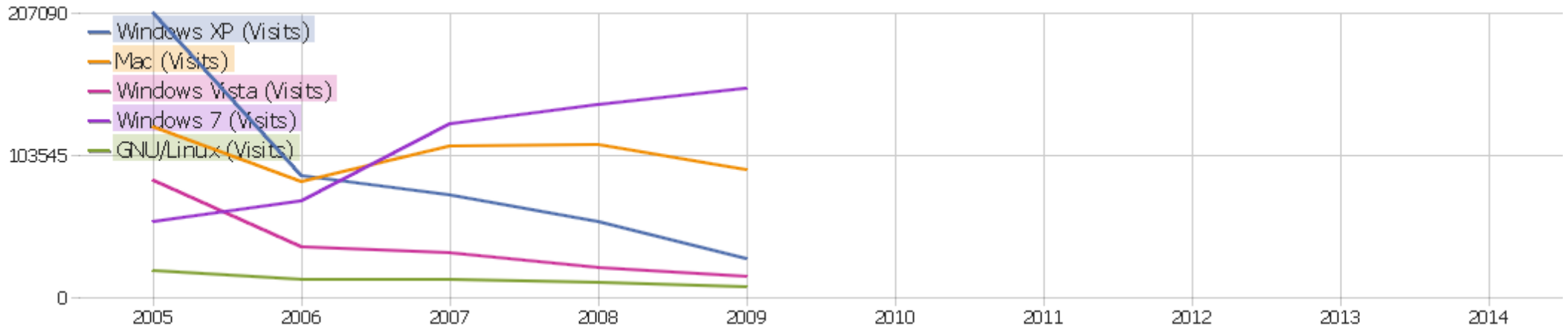
Plugin	Visits	% Visits
 Cookie	410216	94%
 Flash	293104	67%
 Java	274148	63%
 Pdf	239285	55%
 Quicktime	202893	47%
 Silverlight	180861	42%
 Windowsmedia	98633	23%
 Director	48160	11%
 Realplayer	29893	7%
 Gears	245	0%

Browser Plugins










Plugin	Visits	% Visits
 Cookie	410216	94%
 Flash	293104	67%
 Java	274148	63%
 Pdf	239285	55%
 Quicktime	202893	47%
 Silverlight	180861	42%
 Windowsmedia	98633	23%
 Director	48160	11%
 Realplayer	29893	7%
 Gears	245	0%

UserSettings_WidgetOperatingSystems

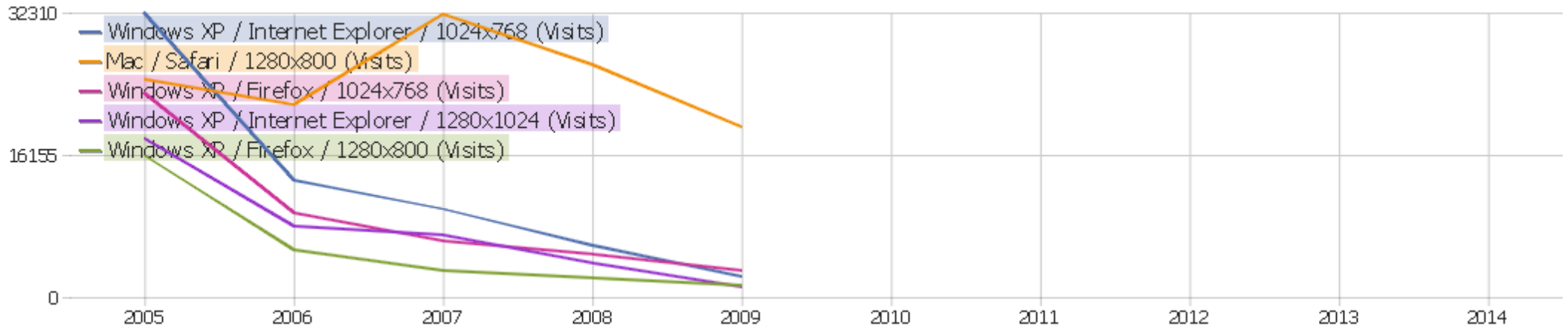


UserSettings_ColumnOperatingSystem	Visits	Actions	Actions per Visit	Avg. Time on Website	Bounce Rate	Conversion Rate
Windows 7	151985	445953	2.9	00:02:44	62%	0.4%
Mac	93151	247916	2.7	00:02:39	64%	0.13%
iOS	61401	111805	1.8	00:01:30	75%	0.07%
Android	35779	70195	2	00:01:48	74%	0.12%
Windows XP	28103	78562	2.8	00:02:48	62%	0.32%
Windows 8	25455	72079	2.8	00:02:36	64%	0.21%
Windows Vista	14882	45082	3	00:03:03	59%	0.13%
Windows 8.1	8299	24509	3	00:02:46	61%	0.93%
Ubuntu	7692	20479	2.7	00:02:55	60%	0.14%
GNU/Linux	7403	20351	2.7	00:03:47	67%	0.12%
Unknown	1329	1960	1.5	00:01:16	79%	0%
Chrome OS	1212	4378	3.6	00:02:56	62%	0.25%
BlackBerry OS	1028	1484	1.4	00:01:09	82%	0.1%
Windows Phone	822	1526	1.9	00:01:38	73%	0.12%

Windows Server 2003	551	1481	2.7	00:01:57	61%	0%
 Symbian OS Series 40	371	455	1.2	00:00:52	85%	0%
Bot	231	257	1.1	00:00:40	91%	0%
 Symbian OS Series 60	164	192	1.2	00:00:29	87%	0%
 BlackBerry Tablet OS	102	310	3	00:02:25	58%	0%
 Symbian	68	90	1.3	00:01:05	87%	0%
 Windows 2000	60	160	2.7	00:02:49	57%	0%
 Mint	47	104	2.2	00:02:45	64%	0%
 Windows RT	44	106	2.4	00:01:28	75%	0%
Others	160	281	1.8	00:01:33	74%	0%



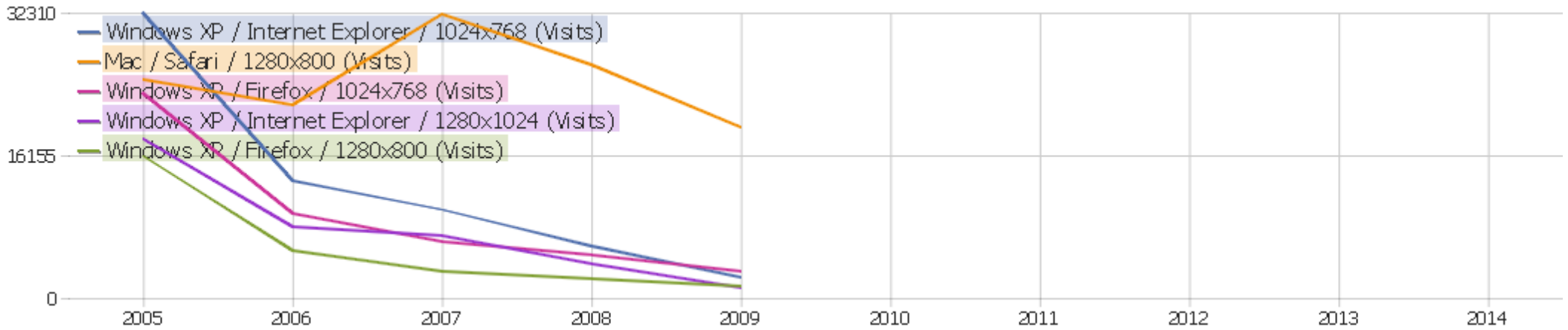
Visitor Configuration



Configuration	Visits	Actions	Actions per Visit	Avg. Time on Website	Bounce Rate	Conversion Rate
Windows 7 / Chrome / 1366x768	31873	86680	2.7	00:02:41	63%	0.33%
iOS / Mobile Safari / 768x1024	19930	38391	1.9	00:01:36	74%	0.06%
Mac / Safari / 1280x800	19363	48078	2.5	00:03:23	67%	0.11%
Windows 7 / Firefox / 1366x768	13747	42721	3.1	00:03:26	58%	1.18%
iOS / Mobile Safari / 1536x2048	12217	26722	2.2	00:02:07	69%	0.15%
Windows 7 / Chrome / 1920x1080	10437	29536	2.8	00:02:30	62%	0.2%
Mac / Safari / 1440x900	10387	27862	2.7	00:02:29	65%	0.1%
Windows 8 / Chrome / 1366x768	9256	27455	3	00:02:52	63%	0.23%
iOS / Mobile Safari / 640x1136	8507	13195	1.6	00:01:00	80%	0.02%
Mac / Chrome / 1280x800	8283	24587	3	00:02:43	59%	0.16%
iOS / Mobile Safari / 640x960	7844	13999	1.8	00:01:30	74%	0.09%
Windows 7 / Internet Explorer / 1366x768	7784	20743	2.7	00:02:24	65%	0.15%
Android / Chrome Mobile / 360x640	6553	11874	1.8	00:01:22	78%	0.24%
Windows 7 / Chrome / 1280x1024	6295	17893	2.8	00:02:22	63%	0.51%
Windows 7 / Chrome / 1600x900	5736	17168	3	00:02:37	62%	0.61%

Mac / Safari / 1680x1050	5393	11032	2	00:01:53	76%	0.06%
Mac / Safari / 1920x1080	5382	14062	2.6	00:02:25	64%	0.07%
Mac / Chrome / 1440x900	5314	14535	2.7	00:02:15	60%	0.17%
Mac / Firefox / 1280x800	5268	14749	2.8	00:02:56	59%	0.11%
iOS / Mobile Safari / 320x480	4913	6665	1.4	00:01:00	83%	0.02%
iOS / Mobile Safari / 320x568	4691	6097	1.3	00:00:43	85%	0.02%
Windows 7 / Internet Explorer / 1280x1024	4678	13022	2.8	00:02:19	64%	0.17%
Windows 7 / Firefox / 1920x1080	4000	11415	2.9	00:02:32	63%	1.83%
Others	222488	611234	2.7	00:02:36	64%	0.22%

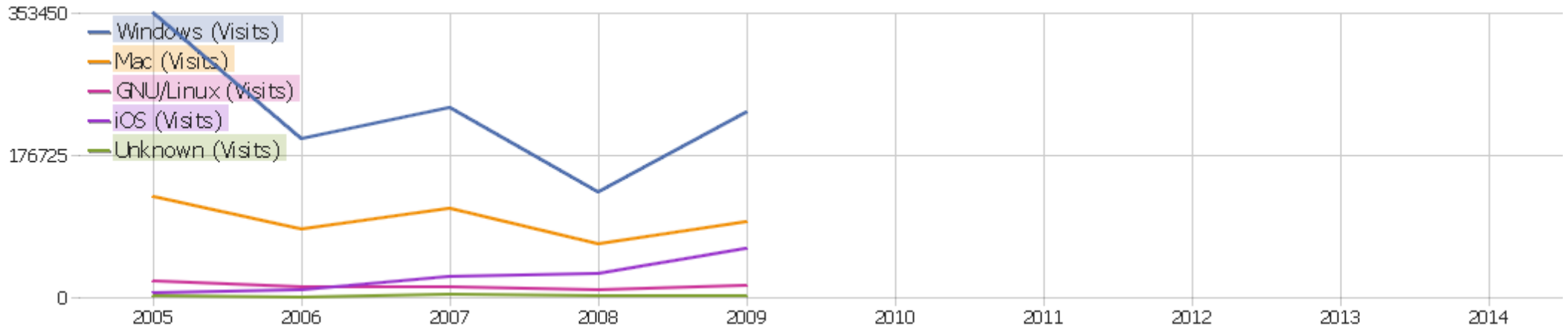
UserSettings_WidgetGlobalVisitors







UserSettings_ColumnConfiguration	Visits	Actions	Actions per Visit	Avg. Time on Website	Bounce Rate	Conversion Rate
Windows 7 / Chrome / 1366x768	31873	86680	2.7	00:02:41	63%	0.33%
iOS / Mobile Safari / 768x1024	19930	38391	1.9	00:01:36	74%	0.06%
Mac / Safari / 1280x800	19363	48078	2.5	00:03:23	67%	0.11%
Windows 7 / Firefox / 1366x768	13747	42721	3.1	00:03:26	58%	1.18%
iOS / Mobile Safari / 1536x2048	12217	26722	2.2	00:02:07	69%	0.15%
Windows 7 / Chrome / 1920x1080	10437	29536	2.8	00:02:30	62%	0.2%
Mac / Safari / 1440x900	10387	27862	2.7	00:02:29	65%	0.1%
Windows 8 / Chrome / 1366x768	9256	27455	3	00:02:52	63%	0.23%
iOS / Mobile Safari / 640x1136	8507	13195	1.6	00:01:00	80%	0.02%
Mac / Chrome / 1280x800	8283	24587	3	00:02:43	59%	0.16%
iOS / Mobile Safari / 640x960	7844	13999	1.8	00:01:30	74%	0.09%
Windows 7 / Internet Explorer / 1366x768	7784	20743	2.7	00:02:24	65%	0.15%
Android / Chrome Mobile / 360x640	6553	11874	1.8	00:01:22	78%	0.24%
Windows 7 / Chrome / 1280x1024	6295	17893	2.8	00:02:22	63%	0.51%

Windows 7 / Chrome / 1600x900	5736	17168	3	00:02:37	62%	0.61%
Mac / Safari / 1680x1050	5393	11032	2	00:01:53	76%	0.06%
Mac / Safari / 1920x1080	5382	14062	2.6	00:02:25	64%	0.07%
Mac / Chrome / 1440x900	5314	14535	2.7	00:02:15	60%	0.17%
Mac / Firefox / 1280x800	5268	14749	2.8	00:02:56	59%	0.11%
iOS / Mobile Safari / 320x480	4913	6665	1.4	00:01:00	83%	0.02%
iOS / Mobile Safari / 320x568	4691	6097	1.3	00:00:43	85%	0.02%
Windows 7 / Internet Explorer / 1280x1024	4678	13022	2.8	00:02:19	64%	0.17%
Windows 7 / Firefox / 1920x1080	4000	11415	2.9	00:02:32	63%	1.83%
Others	222488	611234	2.7	00:02:36	64%	0.22%

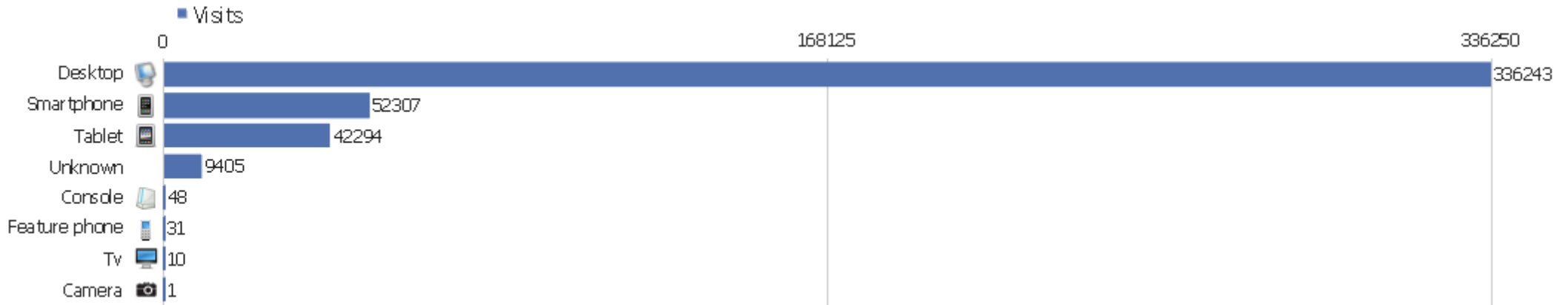
UserSettings_OperatingSystemFamily



UserSettings_OperatingSystemFamily	Visits	Actions	Actions per Visit	Avg. Time on Website	Bounce Rate	Conversion Rate
Windows	229410	667979	2.9	00:02:45	62%	0.37%
Mac	93151	247916	2.7	00:02:39	64%	0.13%
iOS	61401	111805	1.8	00:01:30	75%	0.07%
Android	35779	70195	2	00:01:48	74%	0.12%
GNU/Linux	15163	40988	2.7	00:03:21	63%	0.13%
Unknown	1329	1960	1.5	00:01:16	79%	0%
Chrome OS	1212	4378	3.6	00:02:56	62%	0.25%
BlackBerry	1130	1794	1.6	00:01:16	80%	0.09%
Windows Mobile	824	1528	1.9	00:01:38	73%	0.12%
Symbian	621	759	1.2	00:00:47	86%	0%
Bot	231	257	1.1	00:00:40	91%	0%
Console	30	53	1.8	00:01:43	87%	0%
Mobile Gaming Console	17	33	1.9	00:00:52	59%	0%
Unix	20	41	2.1	00:01:25	85%	0%

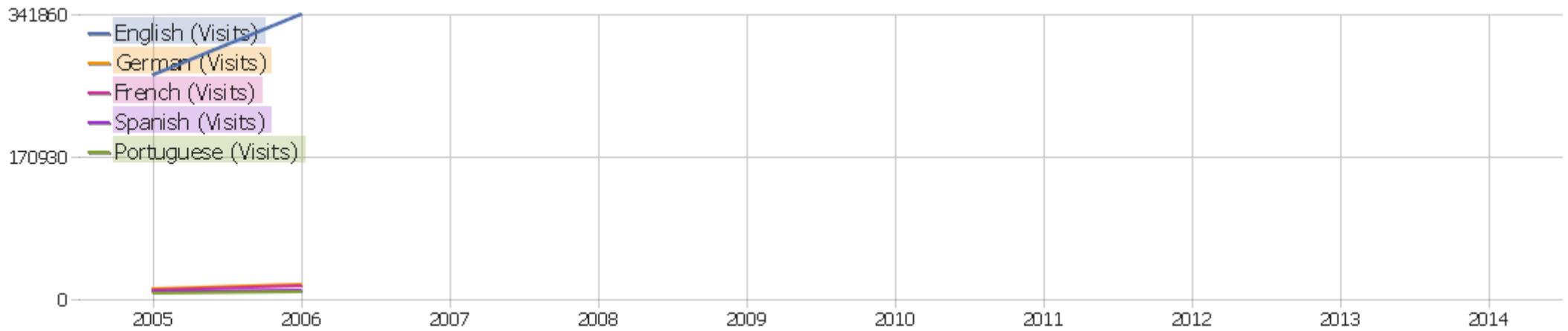
Brew	6	6	1	00:00:00	100%	0%
 Other Mobile	10	11	1.1	00:00:06	90%	0%
 Firefox OS	2	2	1	00:00:00	100%	0%
 Google TV	1	2	2	00:02:03	0%	0%
 IBM	1	1	1	00:00:00	100%	0%

UserSettings_MobileVsDesktop



UserSettings_MobileVsDesktop	Visits	Actions	Actions per Visit	Avg. Time on Website	Bounce Rate	Conversion Rate
Desktop	336243	952377	2.8	00:02:45	63%	0.29%
Smartphone	52307	87258	1.7	00:01:20	78%	0.07%
Tablet	42294	90414	2.1	00:01:58	71%	0.11%
Unknown	9405	19477	2.1	00:01:48	74%	0.14%
Console	48	99	2.1	00:01:34	71%	0%
Feature phone	31	50	1.6	00:00:45	81%	0%
Tv	10	39	3.9	00:04:21	40%	0%
Camera	1	1	1	00:00:00	100%	0%
Car browser	0	0	0	00:00:00	0%	0%
Smart display	0	0	0	00:00:00	0%	0%

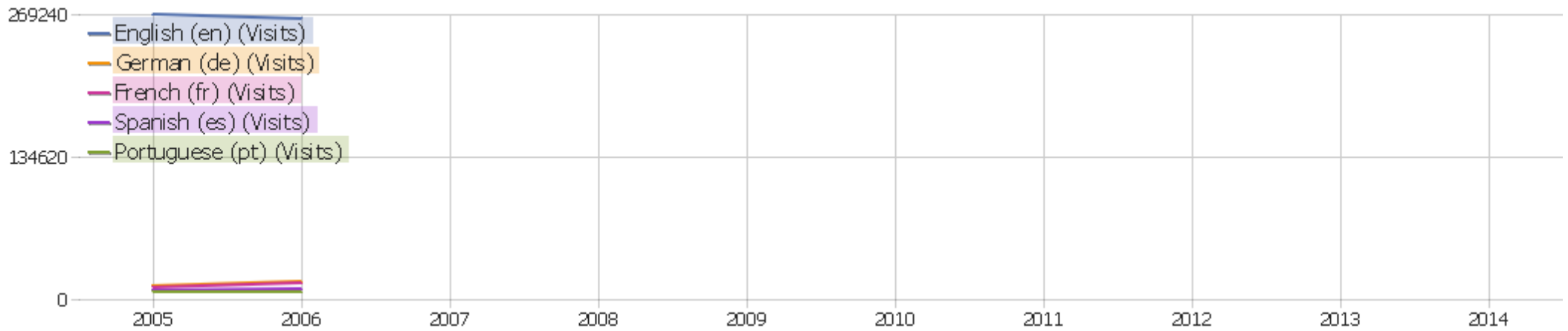
Browser language



Language	Visits	Actions	Actions per Visit	Avg. Time on Website	Bounce Rate	Conversion Rate
English	341857	874336	2.6	00:02:25	66%	0.26%
German	17497	50878	2.9	00:02:43	59%	0.11%
French	15994	47264	3	00:02:42	59%	0.15%
Spanish	10425	28705	2.8	00:02:46	62%	0.13%
Italian	9606	25057	2.6	00:02:25	63%	0.14%
Portuguese	8478	20685	2.4	00:02:13	66%	0.13%
Dutch	7561	30966	4.1	00:02:08	65%	0.04%
Swedish	4604	11371	2.5	00:02:08	66%	0.11%
Norwegian Bokmål	3343	8547	2.6	00:08:54	56%	0.03%
Danish	2161	5933	2.7	00:02:47	63%	0%
Russian	1667	2913	1.7	00:01:05	81%	0.66%
Hungarian	1638	4086	2.5	00:03:22	60%	0%
Chinese	2059	5093	2.5	00:02:48	69%	1.31%
Japanese	1781	6099	3.4	00:03:10	63%	0.22%
Turkish	1088	2247	2.1	00:01:29	72%	0.37%

Polish	1032	2316	2.2	00:01:52	71%	0.48%
Finnish	1002	1992	2	00:01:52	69%	0%
Korean	1172	3191	2.7	00:02:38	67%	0.17%
Unknown	662	946	1.4	00:01:20	82%	0.15%
Czech	785	1943	2.5	00:01:55	65%	0.13%
Greek	726	2119	2.9	00:02:28	66%	0.14%
Hebrew	599	1549	2.6	00:02:08	62%	0%
Catalan	549	1803	3.3	00:03:15	54%	0%
Others	7217	17628	2.4	00:02:09	69%	0.48%

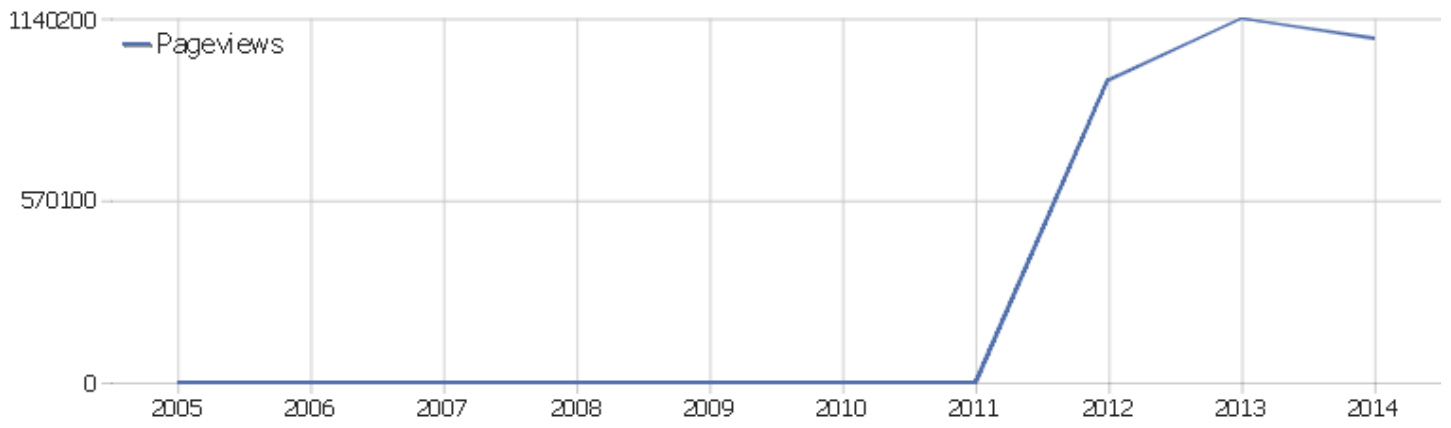
Language code



Language	Visits	Actions	Actions per Visit	Avg. Time on Website	Bounce Rate	Conversion Rate
English (en)	265559	672660	2.5	00:02:25	67%	0%
English - United States (en-us)	53563	140985	2.6	00:02:25	64%	1.38%
English - United Kingdom (en-gb)	20683	55569	2.7	00:02:30	64%	0.72%
German (de)	17369	50513	2.9	00:02:43	59%	0.1%
French (fr)	15789	46665	3	00:02:42	59%	0.14%
Spanish (es)	10229	28124	2.7	00:02:46	62%	0.14%
Italian (it)	9601	25036	2.6	00:02:25	63%	0.14%
Portuguese (pt)	7697	19137	2.5	00:02:16	65%	0.1%
Dutch (nl)	7435	30696	4.1	00:02:08	65%	0.04%
Swedish (sv)	3535	8149	2.3	00:01:51	69%	0%
Norwegian Bokmål (nb)	2779	6833	2.5	00:09:10	57%	0%
Danish (da)	1673	4491	2.7	00:02:45	65%	0%
Russian (ru)	1667	2913	1.7	00:01:05	81%	0.66%
Hungarian (hu)	1638	4086	2.5	00:03:22	60%	0%
Chinese (zh)	1424	3409	2.4	00:02:40	68%	0%

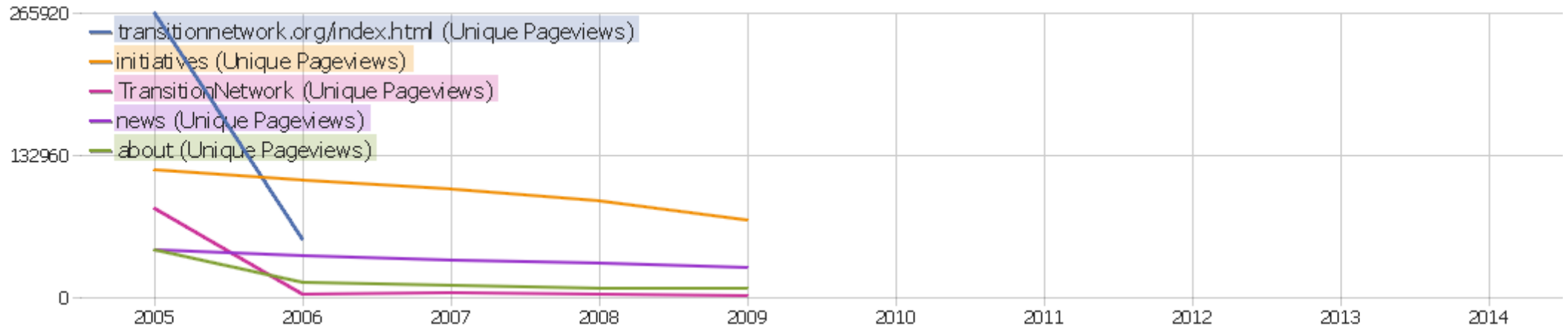
Japanese (ja)	1254	4171	3.3	00:03:02	63%	0%
Turkish (tr)	1088	2247	2.1	00:01:29	72%	0.37%
Swedish - Sweden (sv-se)	1066	3191	3	00:03:06	56%	0.47%
Polish (pl)	1032	2316	2.2	00:01:52	71%	0.48%
Finnish (fi)	1002	1992	2	00:01:52	69%	0%
English - Australia (en-au)	889	2672	3	00:03:08	61%	0.9%
Korean (ko)	859	2141	2.5	00:02:18	70%	0%
Portuguese - Brazil (pt-br)	781	1548	2	00:01:39	74%	0.38%
Others	11727	30171	2.6	00:02:35	67%	0.64%

Actions - Main metrics



Name	Value
Pageviews	1079302
Unique Pageviews	855998
Downloads	15785
Unique Downloads	14555
Outlinks	35332
Unique Outlinks	33062
Searches	11344
Unique Keywords	4418
Avg. generation time	1.03s

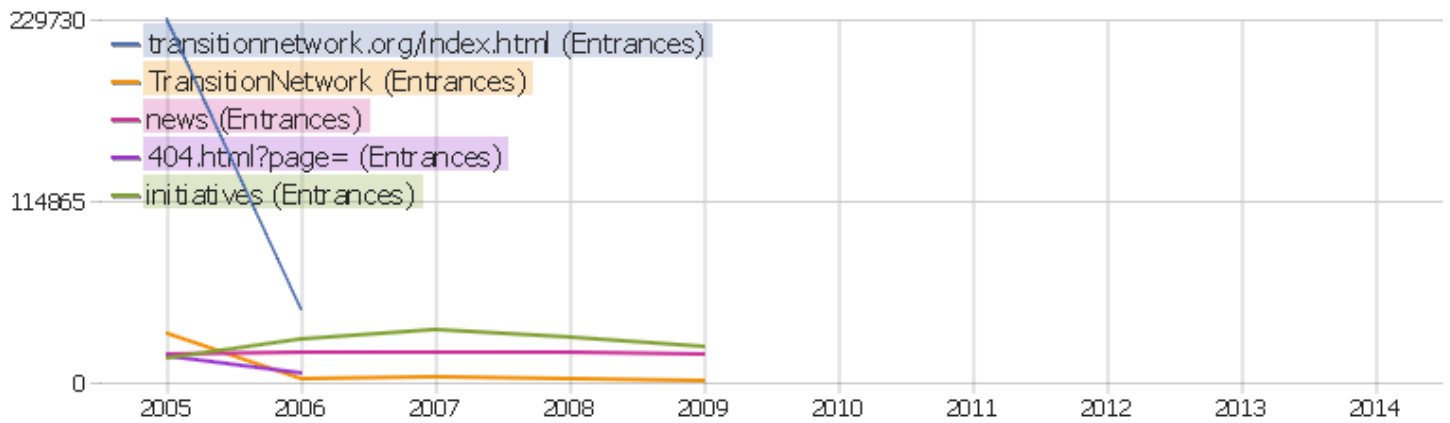
Page URLs



Page URL	Pageviews	Unique Pageviews	Avg. time on page	Bounce Rate	Exit rate	Avg. generation time
blogs	238786	205150	00:01:21	74%	73%	1s
/index	149925	118200	00:01:09	51%	58%	0.76s
initiatives	96920	72570	00:01:06	53%	32%	1.28s
support	36705	29266	00:01:14	65%	39%	0.91s
people	35478	27868	00:00:42	66%	39%	1.18s
stories	31348	27554	00:01:04	78%	76%	1.33s
news	31800	27349	00:01:14	74%	65%	0.93s
user	34047	22347	00:01:32	26%	14%	1.69s
ingredients	20649	18447	00:01:03	86%	73%	1.27s
projects	22368	17028	00:01:04	70%	34%	1.19s
training	19293	15761	00:01:11	65%	33%	0.84s
/nearby	18725	14949	00:00:36	29%	7%	0.69s
events	16656	13567	00:00:59	66%	33%	0.84s
/about	15675	13086	00:01:23	55%	41%	0.67s
resources	13635	10504	00:01:02	59%	29%	0.94s

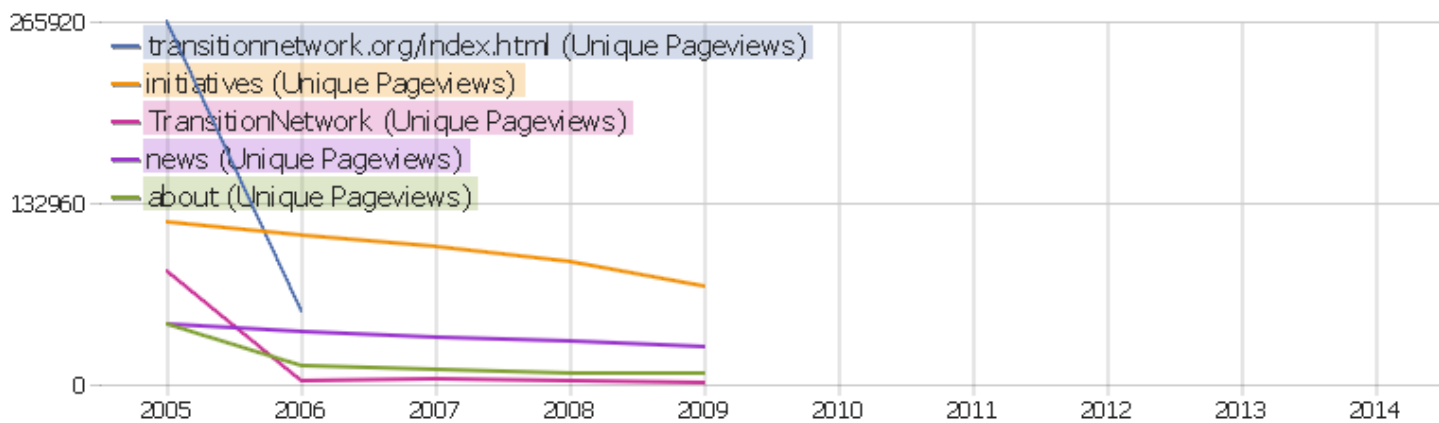
/news	13300	10343	00:00:58	56%	28%	0.56s
tags	12335	10171	00:00:54	57%	48%	1.13s
/what	9668	7925	00:01:29	67%	33%	0.66s
about	9563	7894	00:01:26	69%	41%	0.92s
/community	10284	7494	00:00:30	44%	14%	0.54s
/transition-2	8689	7470	00:01:22	72%	70%	0.89s
/where	9351	7305	00:00:36	30%	10%	0.56s
/why	8737	7232	00:01:37	55%	27%	0.67s
Others	215365	156518	00:01:10	61%	32%	1.12s

Entry pages



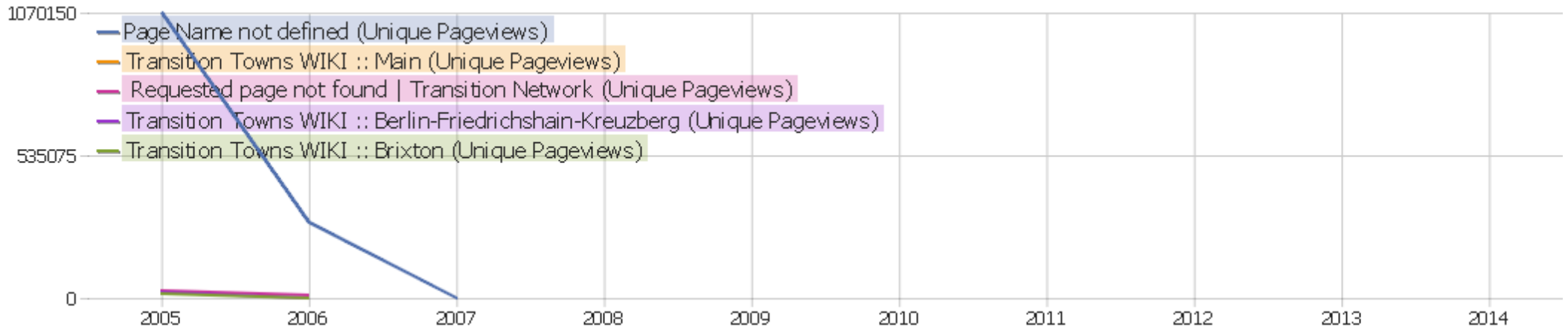
Entry Page URL	Entrances	Bounces	Bounce Rate	Avg. generation time
blogs	158846	118139	74%	1s
/index	105324	53979	51%	0.76s
initiatives	22221	11876	53%	1.28s
support	9934	6451	65%	0.91s
people	10515	6902	66%	1.18s
stories	22389	17489	78%	1.33s
news	18412	13712	74%	0.93s
user	1608	421	26%	1.69s
ingredients	13269	11464	86%	1.27s
projects	5096	3582	70%	1.19s
training	3925	2539	65%	0.84s
/nearby	879	255	29%	0.69s
events	3551	2346	66%	0.84s
/about	2498	1380	55%	0.67s
resources	2830	1667	59%	0.94s
/news	1186	666	56%	0.56s
tags	5824	3313	57%	1.13s
/what	1022	687	67%	0.66s
about	1857	1285	69%	0.92s
/community	590	261	44%	0.54s
/transition-2	4870	3530	72%	0.89s
/where	395	119	30%	0.56s
/why	880	485	55%	0.67s
Others	99547	53670	54%	0.91s

Exit pages



Exit Page URL	Exits	Unique Pageviews	Exit rate	Avg. generation time
blogs	149716	205150	73%	1s
/index	68266	118200	58%	0.76s
initiatives	22932	72570	32%	1.28s
support	11520	29266	39%	0.91s
people	10824	27868	39%	1.18s
stories	21034	27554	76%	1.33s
news	17815	27349	65%	0.93s
user	3121	22347	14%	1.69s
ingredients	13506	18447	73%	1.27s
projects	5860	17028	34%	1.19s
training	5237	15761	33%	0.84s
/nearby	1078	14949	7%	0.69s
events	4492	13567	33%	0.84s
/about	5395	13086	41%	0.67s
resources	3029	10504	29%	0.94s
/news	2874	10343	28%	0.56s
tags	4887	10171	48%	1.13s
/what	2623	7925	33%	0.66s
about	3205	7894	41%	0.92s
/community	1036	7494	14%	0.54s
/transition-2	5254	7470	70%	0.89s
/where	759	7305	10%	0.56s
/why	1961	7232	27%	0.67s
Others	199918	1496650	13%	0.92s

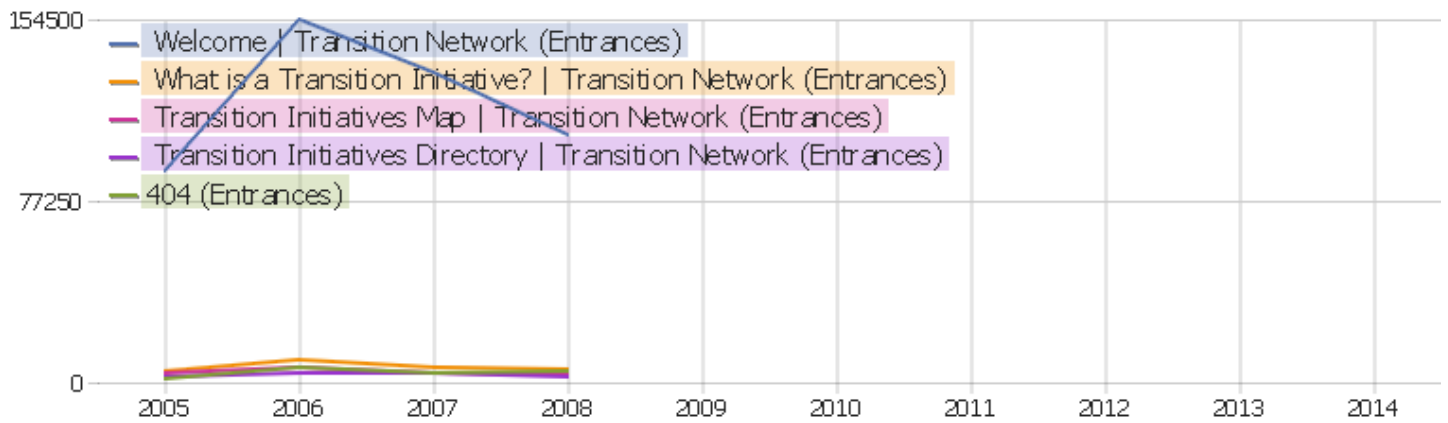
Page titles



Page Name	Pageviews	Unique Pageviews	Avg. time on page	Bounce Rate	Exit rate	Avg. generation time
Welcome Transition Network	150106	118075	00:01:11	51%	59%	0.76s
Rob Hopkins's blog Transition Network	57458	41402	00:01:48	48%	57%	0.75s
Can earth building scale up to the mainstream? 2: Kevi	31082	28179	00:00:36	88%	99%	1.59s
An Open Letter to the BBC on Lord Lawson's Today	18493	16437	00:01:08	87%	95%	0.88s
Transition Nearby Transition Network	50916	15470	00:01:24	36%	22%	0.8s
About Transition Network Transition Network	15754	13095	00:01:26	55%	42%	0.67s
Transition Initiatives Map Transition Network	16655	11821	00:01:37	42%	32%	1.5s
Top stories Transition Network	13770	10367	00:01:02	56%	29%	0.58s
What is a Transition Initiative? Transition Network	10626	9042	00:01:49	68%	65%	1.28s
404	10165	8477	00:00:56	58%	50%	0.95s
What Transition Network	10040	7933	00:01:43	67%	37%	0.65s
User account Transition Network	20320	7613	00:02:50	28%	29%	1.97s
Community Transition Network	10268	7483	00:00:30	44%	14%	0.54s
In Transition 2 Transition Network	8705	7467	00:01:30	72%	75%	0.89s
Where Transition Network	9342	7298	00:00:36	30%	10%	0.56s

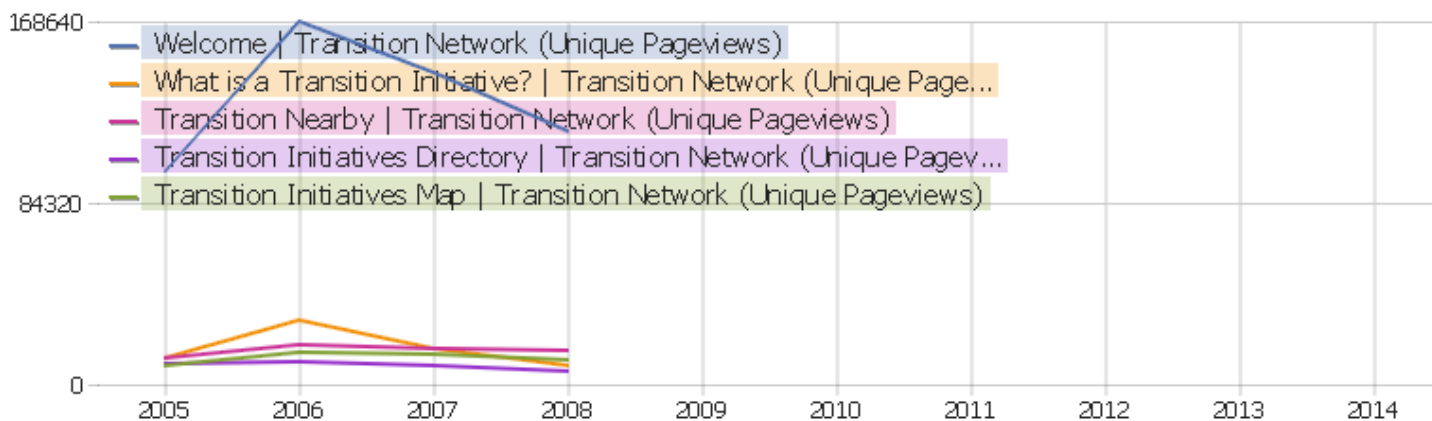
Why Transition Network	8972	7230	00:01:48	55%	29%	0.67s
Transition Initiatives Directory Transition Network	23058	6365	00:02:04	28%	33%	0.83s
support Transition Network	8277	6294	00:01:09	57%	26%	0.85s
The day I closed my Amazon account Transition Networ	6321	5955	00:00:37	92%	97%	1.18s
Awareness raising Transition Network	6066	5625	00:00:32	93%	94%	1.29s
Training Transition Network	6997	5339	00:01:08	47%	32%	0.65s
Contact Transition Network	6200	4632	00:01:56	44%	39%	0.69s
Publications Transition Network	6261	4526	00:00:27	37%	14%	0.59s
Others	576207	439198	00:01:25	72%	55%	1.14s

Entry page titles



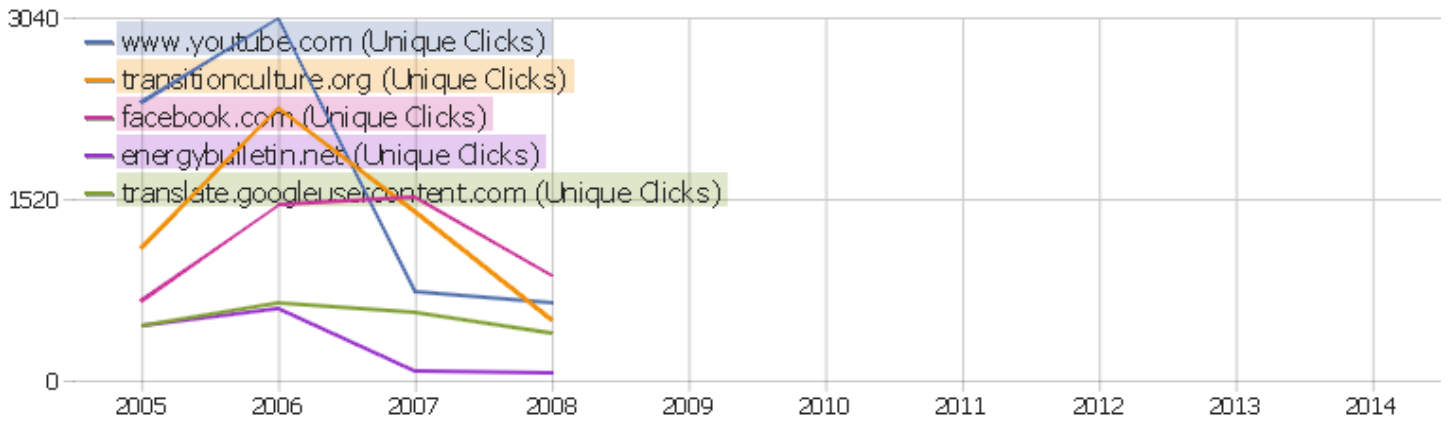
Entry Page title	Entrances	Bounces	Bounce Rate	Avg. generation time
Welcome Transition Network	105223	53896	51%	0.76s
Rob Hopkins's blog Transition Network	35772	16993	48%	0.75s
Can earth building scale up to the mainstream? 2: Kevi	27891	24654	88%	1.59s
An Open Letter to the BBC on Lord Lawson's Today	15781	13667	87%	0.88s
Transition Nearby Transition Network	1314	473	36%	0.8s
About Transition Network Transition Network	2517	1391	55%	0.67s
Transition Initiatives Map Transition Network	3125	1312	42%	1.5s
Top stories Transition Network	1208	679	56%	0.58s
What is a Transition Initiative? Transition Network	5561	3793	68%	1.28s
404	5116	2969	58%	0.95s
What Transition Network	1036	692	67%	0.65s
User account Transition Network	1335	373	28%	1.97s
Community Transition Network	590	261	44%	0.54s
In Transition 2 Transition Network	4865	3527	72%	0.89s
Where Transition Network	394	119	30%	0.56s
Why Transition Network	881	485	55%	0.67s
Transition Initiatives Directory Transition Network	2663	742	28%	0.83s
support Transition Network	1023	580	57%	0.85s
The day I closed my Amazon account Transition Networ	5778	5302	92%	1.18s
Awareness raising Transition Network	5361	4993	93%	1.29s
Training Transition Network	1318	623	47%	0.65s
Contact Transition Network	577	251	44%	0.69s
Publications Transition Network	357	133	37%	0.59s
Others	208756	149438	72%	1.14s

Exit page titles



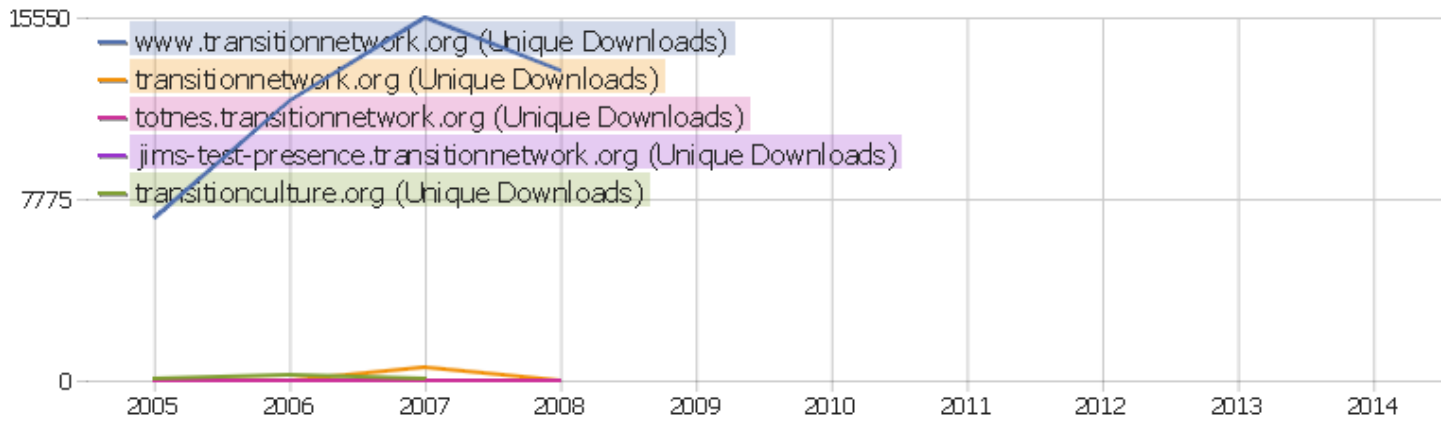
Exit Page Title	Exits	Unique Pageviews	Exit rate	Avg. generation time
Welcome Transition Network	69728	118075	59%	0.76s
Rob Hopkins's blog Transition Network	23644	41402	57%	0.75s
Can earth building scale up to the mainstream? 2: Kevi	27851	28179	99%	1.59s
An Open Letter to the BBC on Lord Lawson's Today	15611	16437	95%	0.88s
Transition Nearby Transition Network	3422	15470	22%	0.8s
About Transition Network Transition Network	5519	13095	42%	0.67s
Transition Initiatives Map Transition Network	3808	11821	32%	1.5s
Top stories Transition Network	3001	10367	29%	0.58s
What is a Transition Initiative? Transition Network	5920	9042	65%	1.28s
404	4201	8477	50%	0.95s
What Transition Network	2901	7933	37%	0.65s
User account Transition Network	2200	7613	29%	1.97s
Community Transition Network	1040	7483	14%	0.54s
In Transition 2 Transition Network	5599	7467	75%	0.89s
Where Transition Network	761	7298	10%	0.56s
Why Transition Network	2116	7230	29%	0.67s
Transition Initiatives Directory Transition Network	2113	6365	33%	0.83s
support Transition Network	1626	6294	26%	0.85s
The day I closed my Amazon account Transition Networ	5771	5955	97%	1.18s
Awareness raising Transition Network	5313	5625	94%	1.29s
Training Transition Network	1682	5339	32%	0.65s
Contact Transition Network	1788	4632	39%	0.69s
Publications Transition Network	629	4526	14%	0.59s
Others	241439	437196	55%	1.14s

Outlinks



Clicked URL	Unique Clicks	Clicks
www.facebook.com	2160	2318
www.reconomy.org	1667	1784
twitter.com	946	1055
facebook.com	879	917
www.youtube.com	644	682
www.eventbrite.co.uk	602	667
vimeo.com	535	555
bit.ly	515	575
transitionculture.org	505	519
translate.googleusercontent.com	391	462
www.theguardian.com	358	374
paper.li	351	365
youtu.be	309	331
www.transitiontowntotnes.org	292	309
www.transition-initiativen.de	248	256
www.moglue.com	245	266
transitionus.org	211	221
www.resilience.org	208	216
www.citeulike.org	173	198
www.transitionus.org	162	171
www.schumachercollege.org.uk	149	157
www.surveymonkey.com	148	156
transitionfreepress.org	143	152
Others	21221	22626

Downloads



Download URL	Unique Downloads	Downloads
www.transitionnetwork.org	13298	14404
simplicityinstitute.org	146	158
www.reconomy.org	146	150
transitionculture.org	104	107
www.seedsforchange.org.uk	54	59
api.ning.com	47	56
archive.org	47	52
www.gov.uk	45	51
www.transitionresearchnetwork.org	37	38
dl.dropboxusercontent.com	36	41
www.bankofengland.co.uk	36	40
1.bp.blogspot.com	35	41
www.psa.ac.uk	30	34
www.aeidl.eu	23	27
totnes.transitionnetwork.org	21	22
abrazohouse.org	20	21
resources1.news.com.au	20	21
www.merseytravel.gov.uk	18	19
www.transitiontowns.org.nz	17	18
3.bp.blogspot.com	15	18
issuu.com	14	16
transitionus.org	14	14
www.geog.ox.ac.uk	14	18
Others	318	360

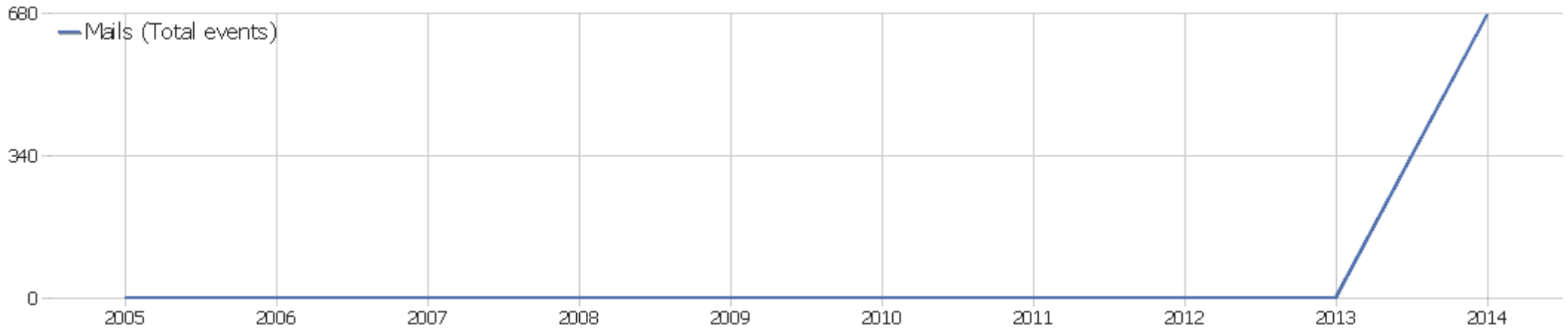
Content Name

There is no data for this report.

Content Piece

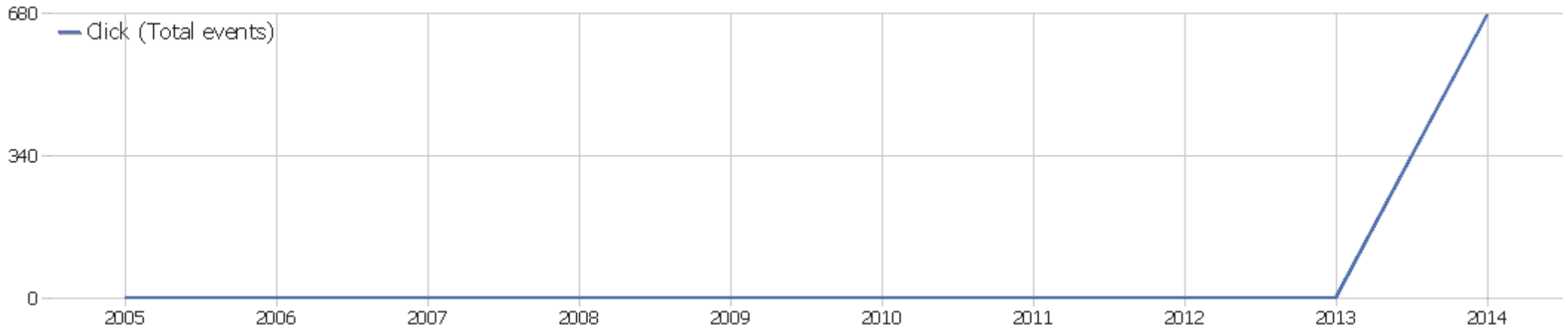
There is no data for this report.

Event Categories



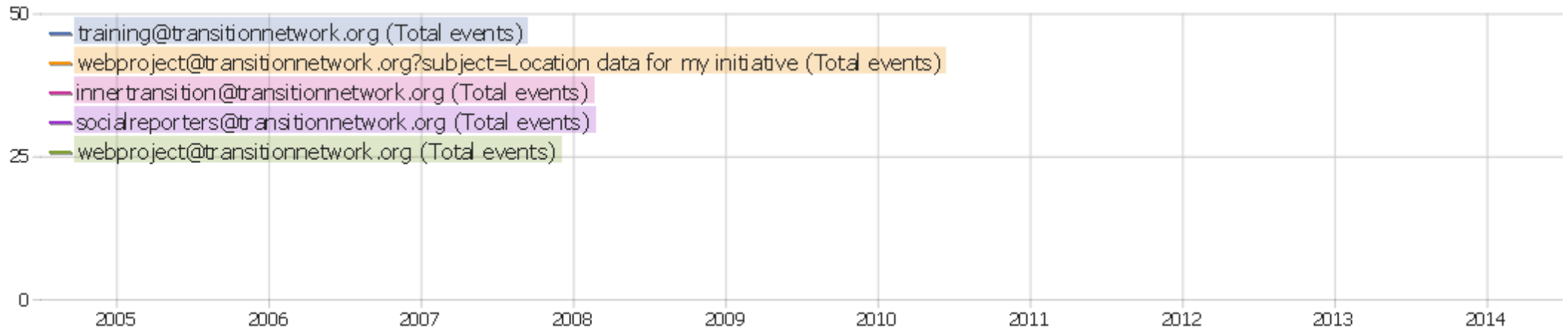
Event Category	Total events	Total value	Minimum value	Maximum value	Events with a value	The average of all values for this event
Mails	675	0	0	0	0	0

Event Actions



Event Action	Total events	Total value	Minimum value	Maximum value	Events with a value	The average of all values for this event
Click	675	0	0	0	0	0

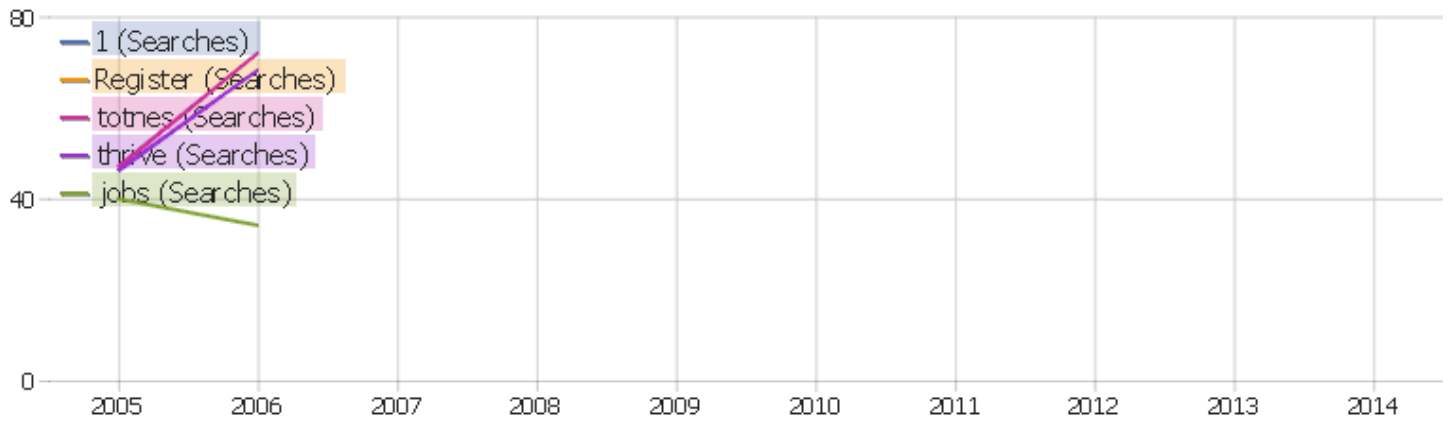
Event Names



Event Name	Total events	Total value	Minimum value	Maximum value	Events with a value	The average of all values for this event
webproject@transitionnetwork.org?subject=Location data	28	0	0	0	0	0
training@transitionnetwork.org	43	0	0	0	0	0
innertransition@transitionnetwork.org	19	0	0	0	0	0
socialreporters@transitionnetwork.org	13	0	0	0	0	0
webproject@transitionnetwork.org	12	0	0	0	0	0
isabelcarlisle@transitionnetwork.org	11	0	0	0	0	0
omstillingsagene@gmail.com	10	0	0	0	0	0
ian@branches.plus.com	9	0	0	0	0	0
Sahajatar@ReThinkBrighton.org.uk	7	0	0	0	0	0
admin@transitionexeter.org	8	0	0	0	0	0
benbrangwyn@transitionnetwork.org?subject=Branding enqu	6	0	0	0	0	0
info@etnet.org.uk	5	0	0	0	0	0
michaelthomas@transitionnetwork.org?subject=Official in	7	0	0	0	0	0
pa.robhopskins@gmail.com	5	0	0	0	0	0

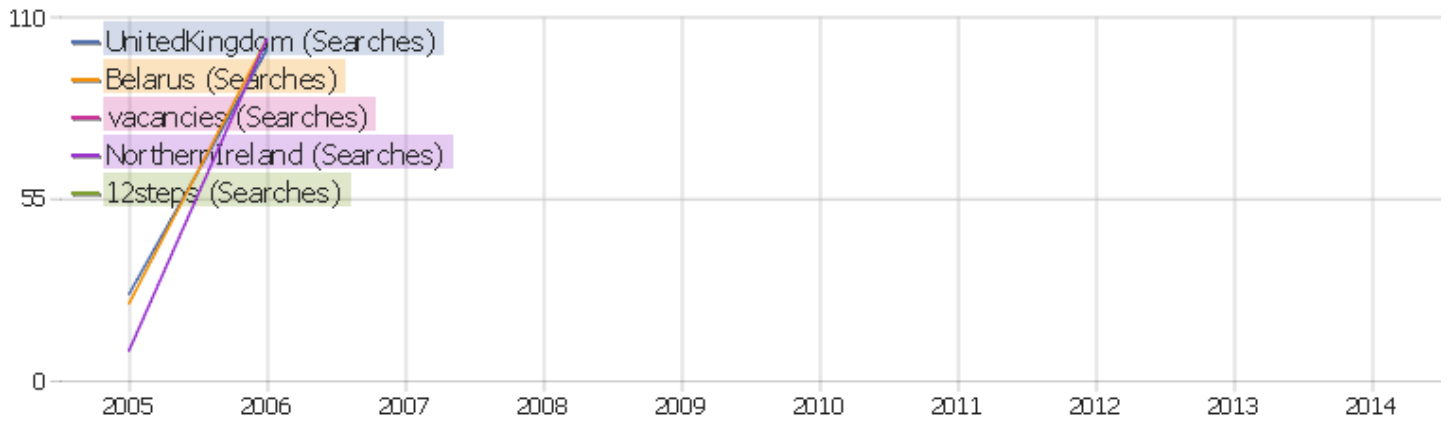
transition-city-birmingham@riseup.net	5	0	0	0	0	0
transition@st-andrews.ac.uk	5	0	0	0	0	0
transitionllambed@gmail.com	5	0	0	0	0	0
Carolinekemp1@gmail.com?subject=Enquiry from the Transi	5	0	0	0	0	0
contact@intransitie.org	4	0	0	0	0	0
hello@transitionbh.org	10	0	0	0	0	0
info@transition-bro-ddyfi.org.uk	4	0	0	0	0	0
info@transitionrichmond.org	4	0	0	0	0	0
plymouthtransition@nature-mail.com	5	0	0	0	0	0
Others	445	0	0	0	0	0

Site Search Keywords



Keyword	Searches	Search Results pages	% Search Exits
france	112	1.5	2%
Belgium	110	4.4	4%
Ireland	109	3	2%
Italy	108	3	5%
Croatia	107	1.5	2%
France	107	3	5%
Germany	107	3.1	6%
Greece	106	1.6	2%
Iceland	106	3.1	8%
Latvia	106	1.6	2%
Wales	105	1.6	2%
Bulgaria	104	3.1	4%
Finland	104	1.6	5%
Spain	104	1.6	2%
Belarus	103	1.6	1%
Estonia	103	1.6	3%
NorthernIreland	103	1.6	4%
Scotland	102	1.6	0%
UnitedKingdom	100	1.6	0%
totnes	72	1.3	28%
thrive	68	1.5	28%
strategy	44	1.8	2%
inner transition	41	1.6	54%
Others	9113	672.1	19%

Search Keywords with No Results

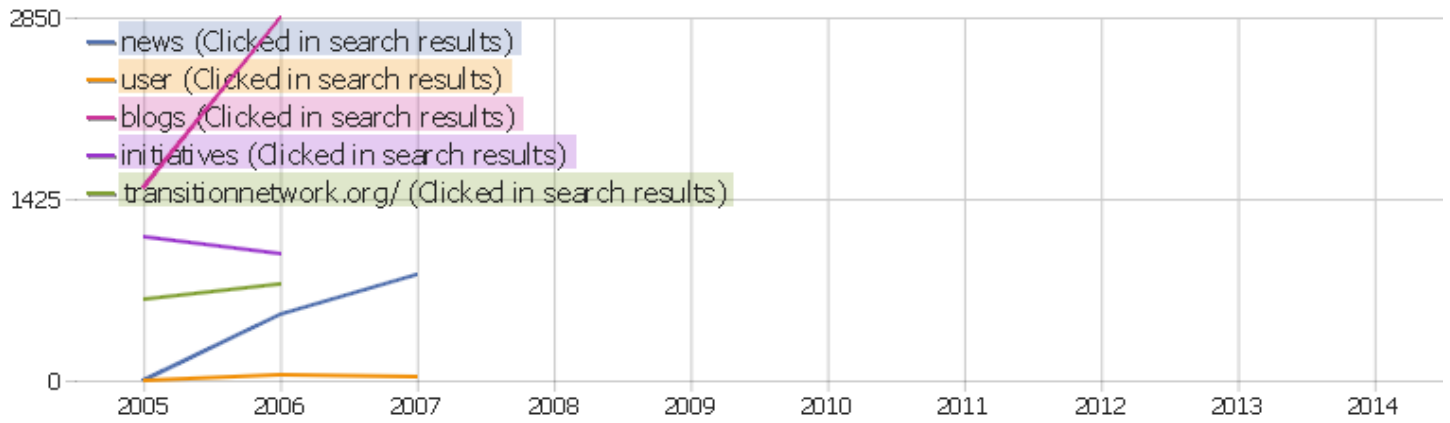


Keyword with No Search Result	Searches	% Search Exits
Belarus	103	1%
NorthernIreland	103	4%
UnitedKingdom	100	0%
Abingdon, Virginia	3	100%
totness	3	0%
"energy east" Kenora	2	50%
aeroponic	2	0%
barkingsideblog	2	0%

Search Categories

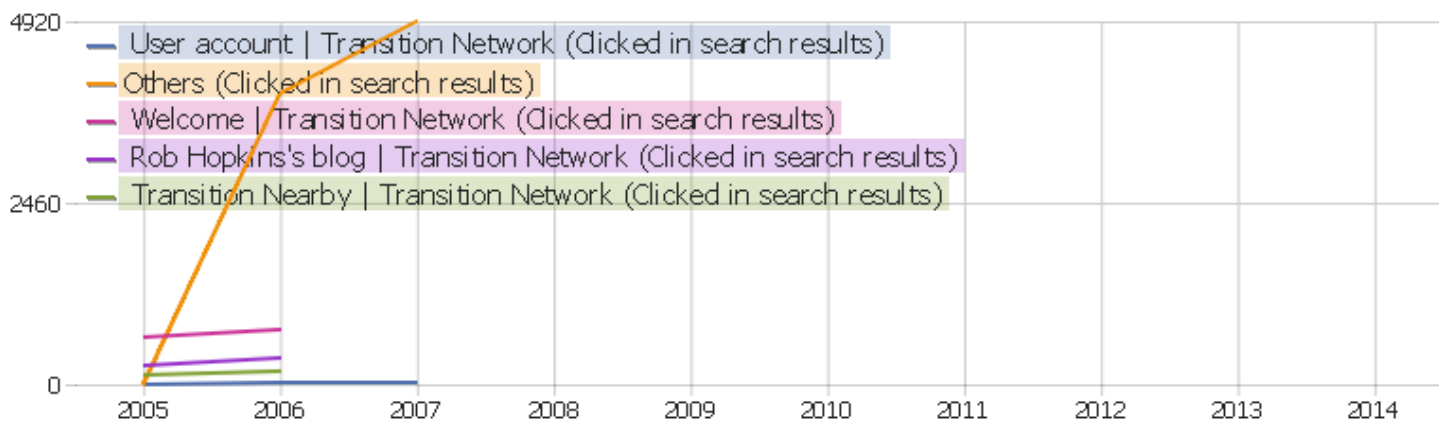
There is no data for this report.

Pages Following a Site Search



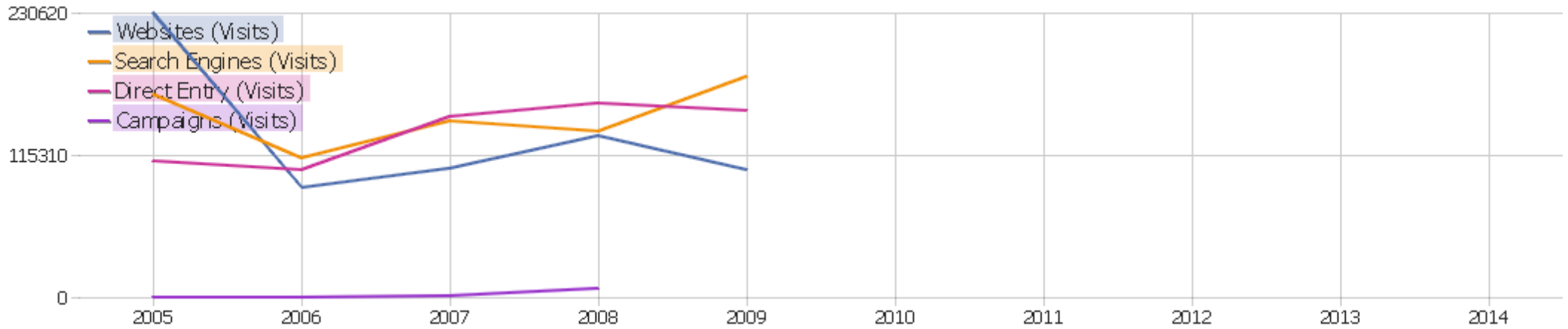
Destination Page	Clicked in search results	Total Pageviews
blogs	2848	238786
/index	754	149925
initiatives	988	96920
support	290	36705
people	619	35478
stories	396	31348
news	829	31800
user	33	34047
ingredients	121	20649
projects	399	22368
training	130	19293
/nearby	177	18725
events	243	16656
/about	115	15675
resources	108	13635
/news	123	13300
tags	85	12335
/what	12	9668
about	150	9563
/community	79	10284
/transition-2	76	8689
/where	11	9351
/why	10	8737
Others	3177	1377113

Page Titles Following a Site Search



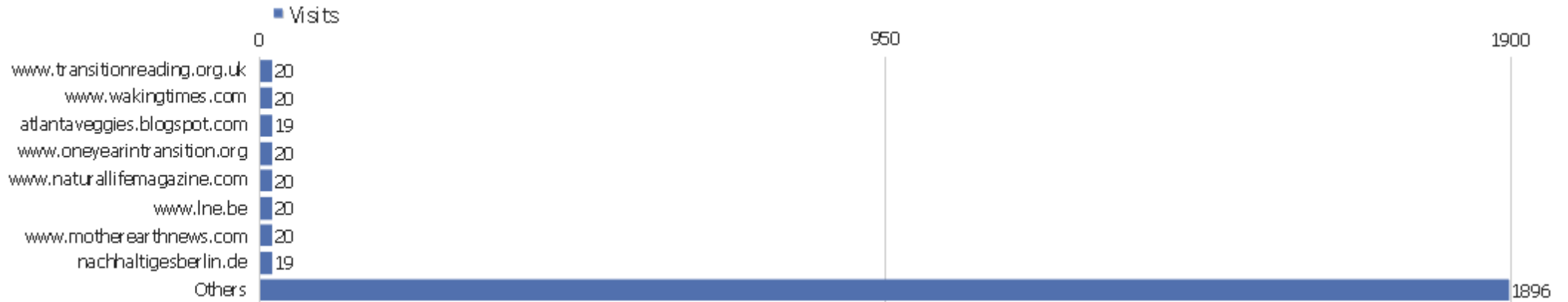
Destination Page	Clicked in search results	Total Pageviews
Welcome Transition Network	755	150106
Rob Hopkins's blog Transition Network	370	57458
Can earth building scale up to the mainstream? 2: Kevi	20	31082
An Open Letter to the BBC on Lord Lawson's Today	25	18493
Transition Nearby Transition Network	189	50916
About Transition Network Transition Network	115	15754
Transition Initiatives Map Transition Network	78	16655
Top stories Transition Network	123	13770
What is a Transition Initiative? Transition Network	51	10626
404	29	10165
What Transition Network	12	10040
User account Transition Network	28	20320
Community Transition Network	79	10268
In Transition 2 Transition Network	76	8705
Where Transition Network	11	9342
Why Transition Network	10	8972
Transition Initiatives Directory Transition Network	193	23058
support Transition Network	66	8277
The day I closed my Amazon account Transition Network	28	6321
Awareness raising Transition Network	48	6066
Training Transition Network	25	6997
Contact Transition Network	35	6200
Publications Transition Network	30	6261
Others	233824	10956292

Referrer Type



Referrer Type	Visits	Actions	Actions per Visit	Avg. Time on Website	Bounce Rate	Revenue
Search Engines	178709	436826	2.4	00:01:55	69%	£ 0
Direct Entry	151598	437820	2.9	00:03:21	61%	£ 0
Websites	103346	264407	2.6	00:02:15	65%	£ 0
Campaigns	6685	10655	1.6	00:01:38	79%	£ 0

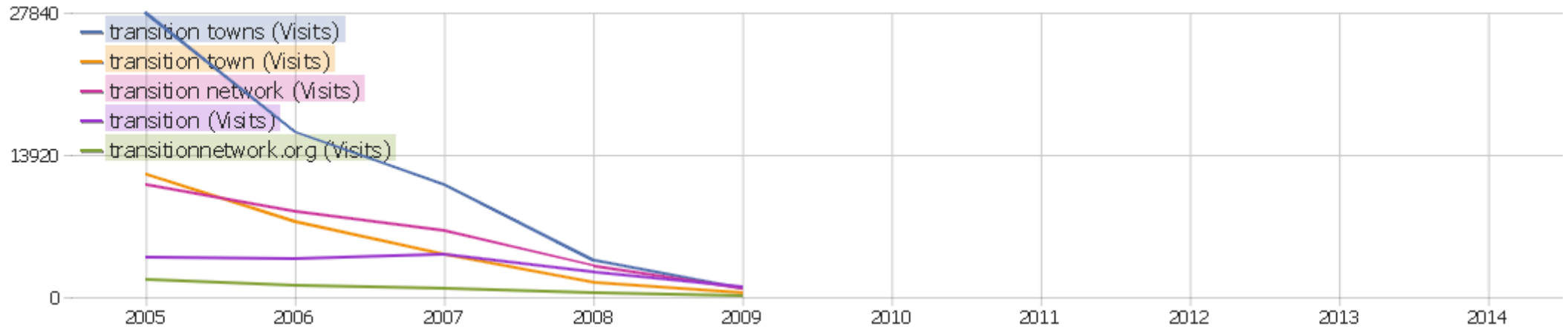
All Referrers



Referrer	Visits	Actions	Actions per Visit	Avg. Time on Website	Bounce Rate	Conversion Rate
www.transitionreading.org.uk	20	61	3.1	00:01:50	55%	0%
www.wakingtimes.com	20	36	1.8	00:01:13	75%	0%
atlantaveggies.blogspot.com	19	84	4.4	00:05:58	47%	0%
www.oneyearintransition.org	20	57	2.9	00:01:42	55%	0%
www.naturallifemagazine.com	20	70	3.5	00:02:57	50%	0%
www.lne.be	20	38	1.9	00:00:46	70%	0%
www.motherearthnews.com	20	44	2.2	00:03:09	50%	0%
nachhaltigesberlin.de	19	39	2.1	00:02:03	53%	0%
permaculturetas.org	19	37	1.9	00:01:24	53%	0%
www.cruisersforum.com	19	88	4.6	00:03:28	63%	0%
www.gaiaeducation.org	19	51	2.7	00:00:40	79%	0%
transitionleamington.ning.com	19	34	1.8	00:02:25	68%	0%
transitionculvercity.org	19	52	2.7	00:00:57	58%	0%
search.iminent.com	19	52	2.7	00:03:05	47%	0%
therationalpessimist.com	19	32	1.7	00:00:34	58%	0%

www.kangouro.gr	20	44	2.2	00:01:22	60%	0%
www.information.dk	20	37	1.9	00:01:31	80%	0%
charleshughsmith.blogspot.com	20	39	2	00:02:54	75%	0%
crawler.semalt.com	20	20	1	00:00:00	100%	0%
3c.gmx.net	20	34	1.7	00:01:49	65%	0%
www.strongtowns.org	21	60	2.9	00:01:01	76%	0%
www.ecologiablog.com	21	141	6.7	00:08:08	43%	0%
www.smallfootprintfamily.com	21	81	3.9	00:02:45	43%	0%
Others	288286	710657	2.5	00:02:02	68%	0%

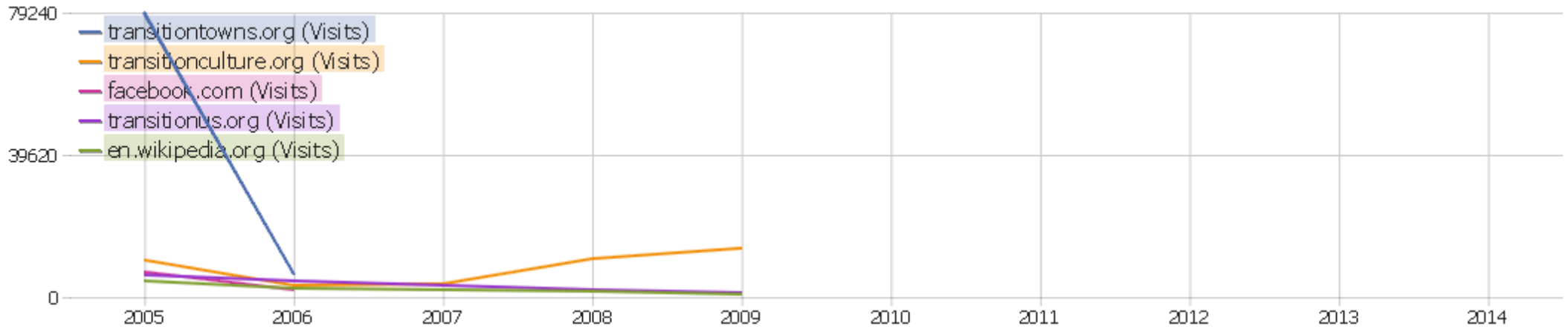
Keywords



Keyword	Visits	Actions	Actions per Visit	Avg. Time on Website	Bounce Rate	Revenue
Keyword not defined	150698	370607	2.5	00:01:55	69%	£ 0
transition	1009	2063	2	00:01:23	77%	£ 0
transition network	912	4897	5.4	00:05:17	33%	£ 0
transition towns	878	5041	5.7	00:06:05	29%	£ 0
transition town	427	1989	4.7	00:04:13	33%	£ 0
grand designs cob house	292	332	1.1	00:00:19	90%	£ 0
transition networks	226	848	3.8	00:03:33	54%	£ 0
transition movement	225	1086	4.8	00:05:13	36%	£ 0
kevin mccabe cob	181	226	1.2	00:01:01	85%	£ 0
cob house grand designs	165	183	1.1	00:00:26	92%	£ 0
kevin mccabe	139	163	1.2	00:01:12	87%	£ 0
http://www.transitionnetwork.org/	111	616	5.5	00:05:07	43%	£ 0
what is transition	111	134	1.2	00:00:14	88%	£ 0
transition town movement	98	550	5.6	00:05:41	36%	£ 0
the transition network	96	290	3	00:02:32	54%	£ 0

grand designs cob house finished	86	98	1.1	00:00:21	88%	£ 0
cob house devon	79	94	1.2	00:00:44	85%	£ 0
transitionnetwork.org	79	453	5.7	00:04:33	37%	£ 0
awareness raising	77	96	1.2	00:00:52	88%	£ 0
kevin mccabe cob house	73	85	1.2	00:00:45	88%	£ 0
respectful communication	72	103	1.4	00:00:54	83%	£ 0
how to raise awareness	67	67	1	00:00:00	100%	£ 0
raising awareness	64	78	1.2	00:00:25	89%	£ 0
Others	22544	46727	2.1	00:01:32	73%	£ 0

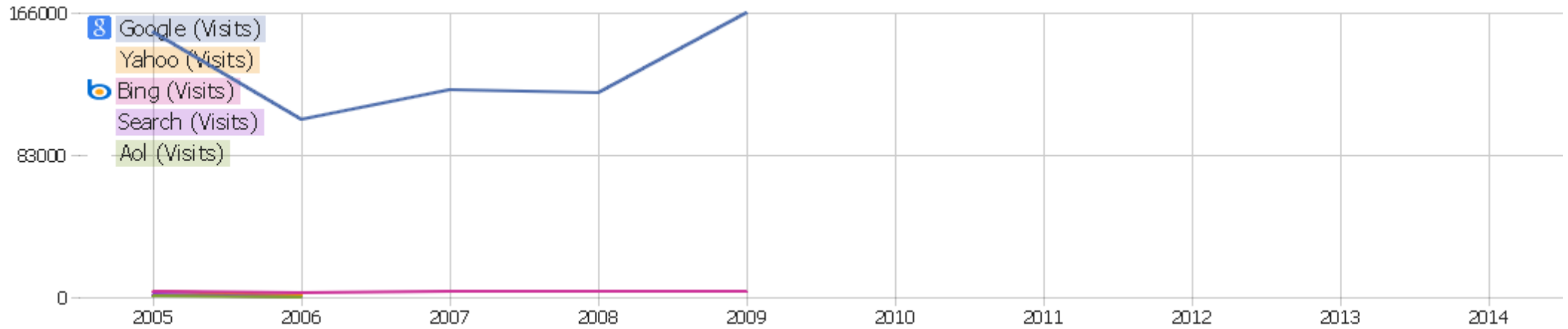
Websites












Website	Visits	Actions	Actions per Visit	Avg. Time on Website	Bounce Rate	Revenue
www.facebook.com	14123	21468	1.5	00:01:15	82%	£ 0
transitionculture.org	13624	46644	3.4	00:03:15	48%	£ 0
t.co	10065	14927	1.5	00:01:15	81%	£ 0
m.facebook.com	8777	11273	1.3	00:00:53	86%	£ 0
permaculturaportugal.ning.com	2509	5498	2.2	00:01:33	58%	£ 0
l.facebook.com	1976	3384	1.7	00:01:34	77%	£ 0
www.resilience.org	1341	3104	2.3	00:02:16	65%	£ 0
transitionus.org	1337	6536	4.9	00:04:02	34%	£ 0
www.transitionpenwith.org.uk	1318	2590	2	00:01:50	75%	£ 0
www.transitionus.org	1095	5896	5.4	00:04:22	33%	£ 0
en.wikipedia.org	958	4761	5	00:05:09	38%	£ 0
feedly.com	867	1401	1.6	00:01:59	72%	£ 0
www.beppegrillo.it	709	1722	2.4	00:02:01	57%	£ 0
www.transitiontowntotnes.org	691	3432	5	00:05:20	39%	£ 0
transitiontowns.nl	690	1670	2.4	00:01:54	64%	£ 0

www.transitionfrance.fr	606	1704	2.8	00:02:34	61%	£ 0
www.theguardian.com	569	1936	3.4	00:03:09	51%	£ 0
r.search.yahoo.com	567	1399	2.5	00:01:51	62%	£ 0
www.reconomy.org	535	2320	4.3	00:05:05	37%	£ 0
villesentransition.net	480	1574	3.3	00:02:27	55%	£ 0
transitionitalia.wordpress.com	458	1189	2.6	00:02:46	63%	£ 0
www.intransitionmovie.com	444	1645	3.7	00:03:37	43%	£ 0
de.wikipedia.org	441	1818	4.1	00:03:27	44%	£ 0
Others	39166	116516	3	00:02:35	60%	£ 0

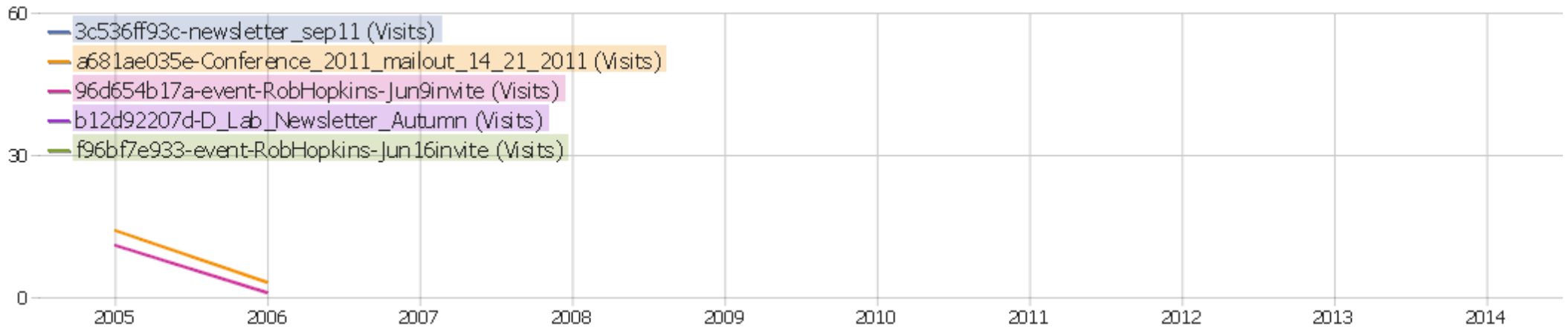
Search Engines



Search Engine	Visits	Actions	Actions per Visit	Avg. Time on Website	Bounce Rate	Revenue
Google	165992	405086	2.4	00:01:55	69%	£ 0
Google Images	4448	6519	1.5	00:00:38	71%	£ 0
Bing	3723	11549	3.1	00:02:32	61%	£ 0
Yahoo!	2149	6409	3	00:02:37	60%	£ 0
Ask	585	1270	2.2	00:01:56	70%	£ 0
DuckDuckGo	355	1512	4.3	00:04:42	39%	£ 0
AOL	302	764	2.5	00:01:33	65%	£ 0
Ecosia	265	1197	4.5	00:04:24	38%	£ 0
Google Custom Search	115	282	2.5	00:02:13	60%	£ 0
Baidu	99	173	1.7	00:00:48	78%	£ 0
InfoSpace	65	459	7.1	00:01:59	62%	£ 0
Yahoo! Japan	65	156	2.4	00:02:26	72%	£ 0
MyWebSearch	62	156	2.5	00:02:32	61%	£ 0
Yandex	43	64	1.5	00:01:39	70%	£ 0
Conduit.com	38	128	3.4	00:02:52	68%	£ 0

 Everyclick	36	328	9.1	00:04:30	25%	£ 0
 Comcast	31	49	1.6	00:01:08	71%	£ 0
 TalkTalk	29	66	2.3	00:01:33	72%	£ 0
 Google SSL	27	49	1.8	00:01:38	67%	£ 0
 Yahoo! Images	24	36	1.5	00:00:53	58%	£ 0
 Startsiden	22	82	3.7	00:03:25	59%	£ 0
 Naver	21	43	2	00:01:39	57%	£ 0
 Bing Images	20	36	1.8	00:02:38	60%	£ 0
 Others	193	413	2.1	00:01:25	70%	£ 0

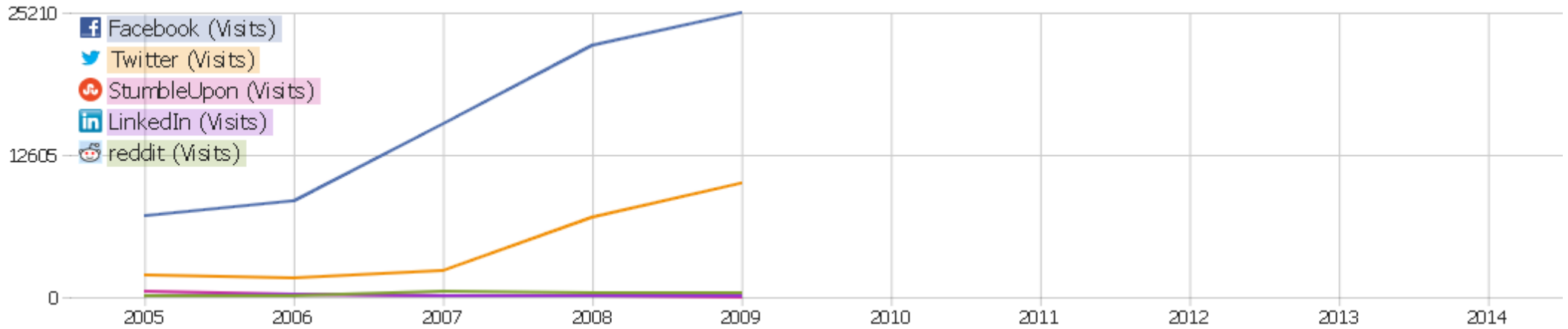
Campaigns



Campaign	Visits	Actions	Actions per Visit	Avg. Time on Website	Bounce Rate	Revenue
buffer	4154	6536	1.6	00:01:36	79%	£ 0
dlvr.it	1631	2406	1.5	00:01:31	80%	£ 0
6a6ef1c19b-newsletter_mar13	307	380	1.2	00:00:55	87%	£ 0
dd03ddb90b-newsletter_mar13	146	282	1.9	00:03:22	65%	£ 0
energy crunch - 24 jan	109	156	1.4	00:01:42	82%	£ 0
da5bf5c6a6-newsletter_mar13	40	191	4.8	00:04:08	73%	£ 0
53f7e0dd54-newsletter_mar13	25	48	1.9	00:00:54	76%	£ 0
05313fa83b-supermarket_watchdog_campaign	23	31	1.3	00:01:22	78%	£ 0
40a6f63ad0-greenhome_newsletter_may_20145_9_2014	18	26	1.4	00:01:45	78%	£ 0
5fd1c2aee2-newsletter_mar13	16	45	2.8	00:02:42	56%	£ 0
6f168c7abc-newsletter_mar13	13	16	1.2	00:00:03	92%	£ 0
df44a2f1b7-newsletter_mar13	13	19	1.5	00:01:54	69%	£ 0
b250cc3a58-readers respond: 101 more orgs to watch in &	12	25	2.1	00:03:15	50%	£ 0
next chapter	12	21	1.8	00:01:40	50%	£ 0
9f97296335-newsletter_07_copy_01_8_2_2013	11	15	1.4	00:01:27	91%	£ 0

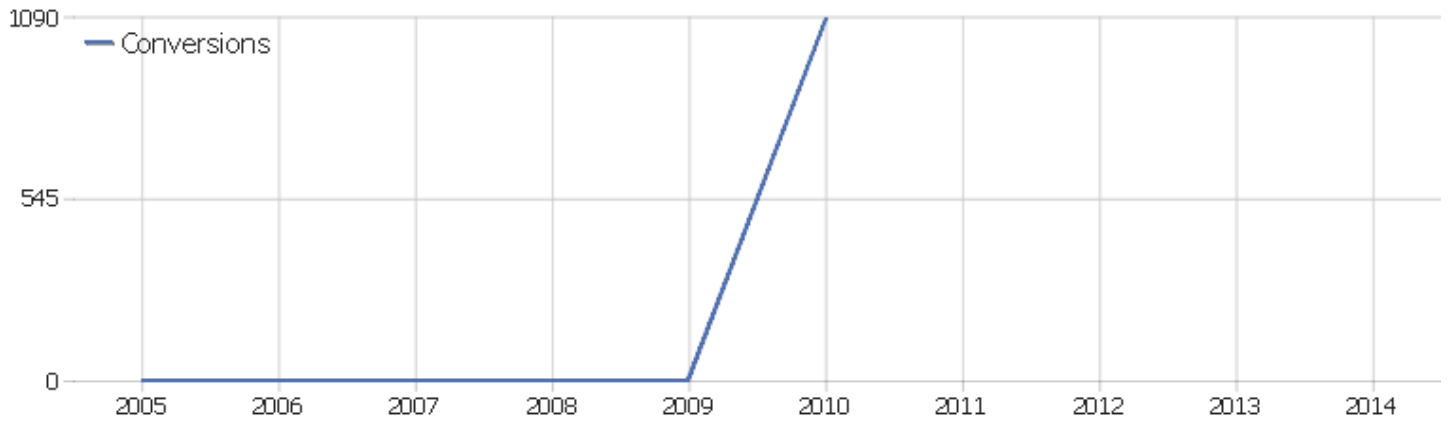
2c86b1fb75-transition streets launch	10	45	4.5	00:03:07	30%	£ 0
1e19a5896b-xmas_2014_191214	9	9	1	00:00:00	100%	£ 0
a5842bc66c-ttb_5th_birthday_party_10_11_2013	8	9	1.1	00:00:26	88%	£ 0
df9d757b48-dec31	7	45	6.4	00:06:12	57%	£ 0
e98cd91603-newsletter_mar13	7	11	1.6	00:00:36	71%	£ 0
d0ec8506be-04_ukcip_news_for_april_2014_3_2014	6	15	2.5	00:02:04	50%	£ 0
9e78107d23-local food with vicki robin	5	21	4.2	00:03:48	20%	£ 0
10df01b89c-m_cor newsletter	5	5	1	00:00:00	100%	£ 0
Others	98	298	3	00:03:07	49%	£ 0

Social Networks



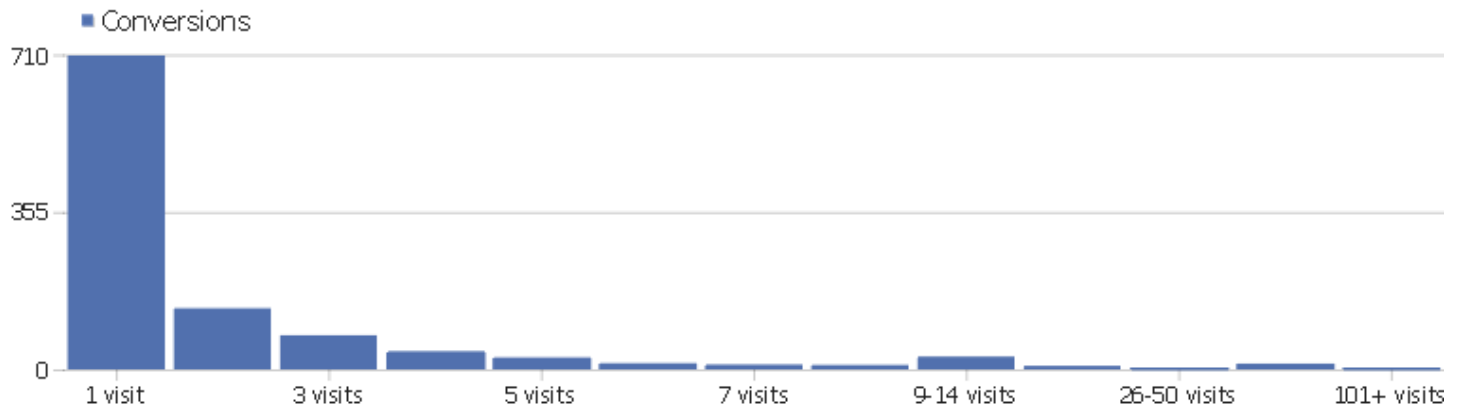
Social network	Visits	Actions	Actions per Visit	Avg. Time on Website	Bounce Rate	Conversion Rate
Facebook	25207	36691	1.5	00:01:09	83%	0%
Twitter	10106	15006	1.5	00:01:15	81%	0%
Pinterest	602	756	1.3	00:00:23	85%	0%
reddit	335	738	2.2	00:01:29	67%	0%
YouTube	170	493	2.9	00:03:16	51%	0%
LinkedIn	91	223	2.5	00:01:18	65%	0%
Google+	67	126	1.9	00:00:53	78%	0%
StumbleUpon	42	48	1.1	00:00:09	86%	0%
Vimeo	16	53	3.3	00:02:48	31%	0%
Vkontakte	10	21	2.1	00:04:47	60%	0%

Goals



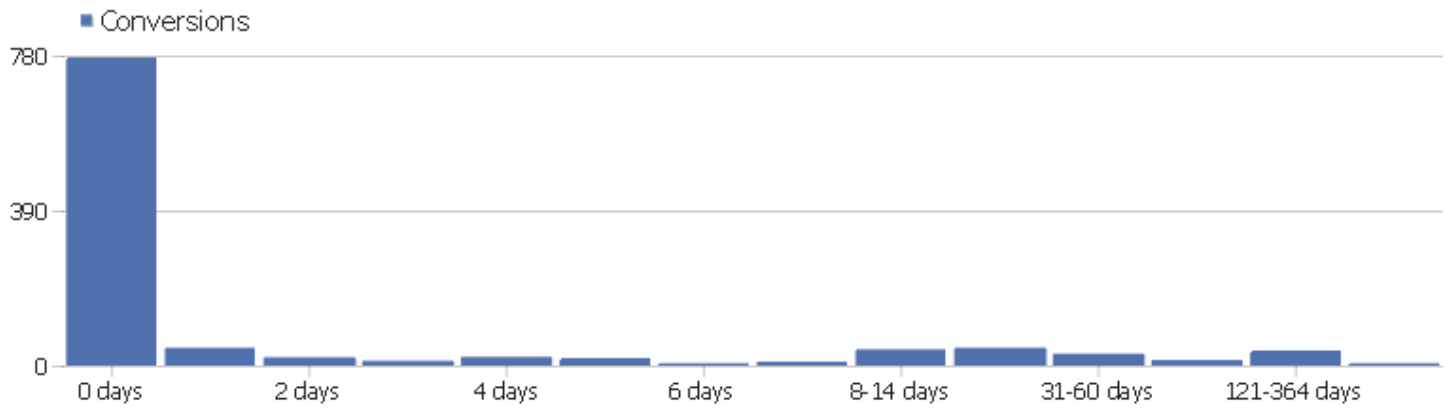
Name	Value
Conversions	1084
Visits with Conversions	1084
Revenue	£ 0
Conversion Rate	0.25%

Visits to Conversion



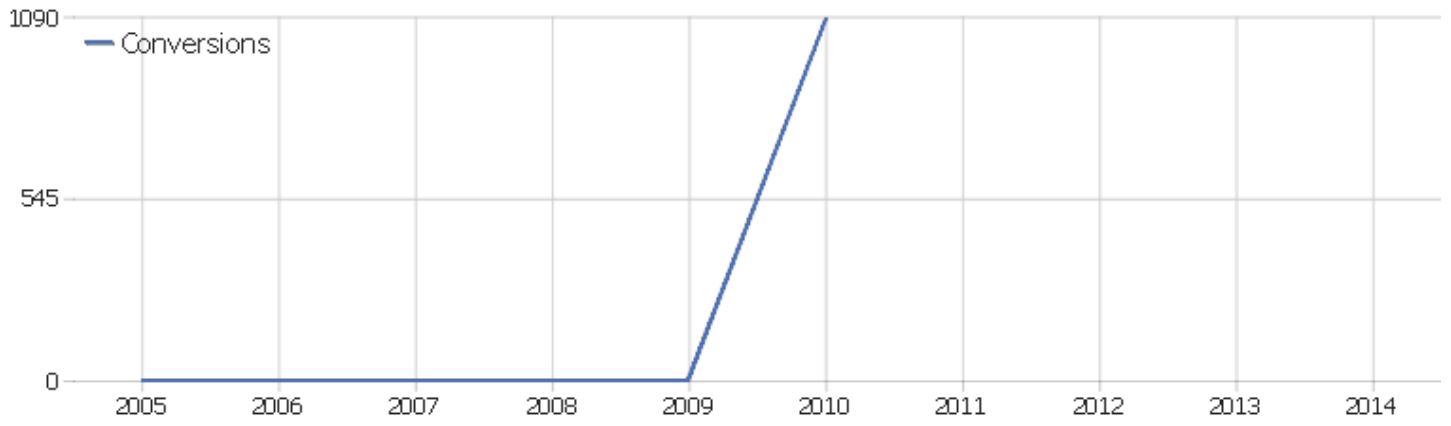
Visits to Conversion	Conversions	Revenue
1 visit	708	£ 0
2 visits	138	£ 0
3 visits	77	£ 0
4 visits	41	£ 0
5 visits	27	£ 0
6 visits	14	£ 0
7 visits	11	£ 0
8 visits	10	£ 0
9-14 visits	29	£ 0
15-25 visits	8	£ 0
26-50 visits	4	£ 0
51-100 visits	13	£ 0
101+ visits	4	£ 0

Days to Conversion



Days to Conversion	Conversions	Revenue
0 days	775	£ 0
1 day	45	£ 0
2 days	21	£ 0
3 days	12	£ 0
4 days	22	£ 0
5 days	19	£ 0
6 days	6	£ 0
7 days	10	£ 0
8-14 days	41	£ 0
15-30 days	45	£ 0
31-60 days	30	£ 0
61-120 days	14	£ 0
121-364 days	38	£ 0
365+ days	6	£ 0

Goal Try to register



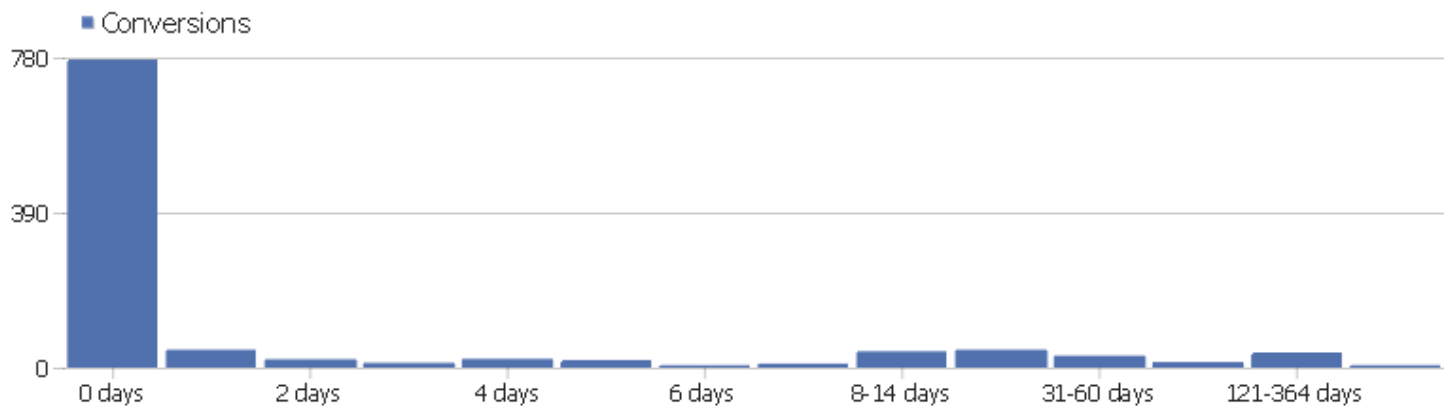
Name	Value
Conversions	1084
Visits with Conversions	1084
Revenue	£ 0
Conversion Rate	0.25%

Try to register - Visits to Conversion



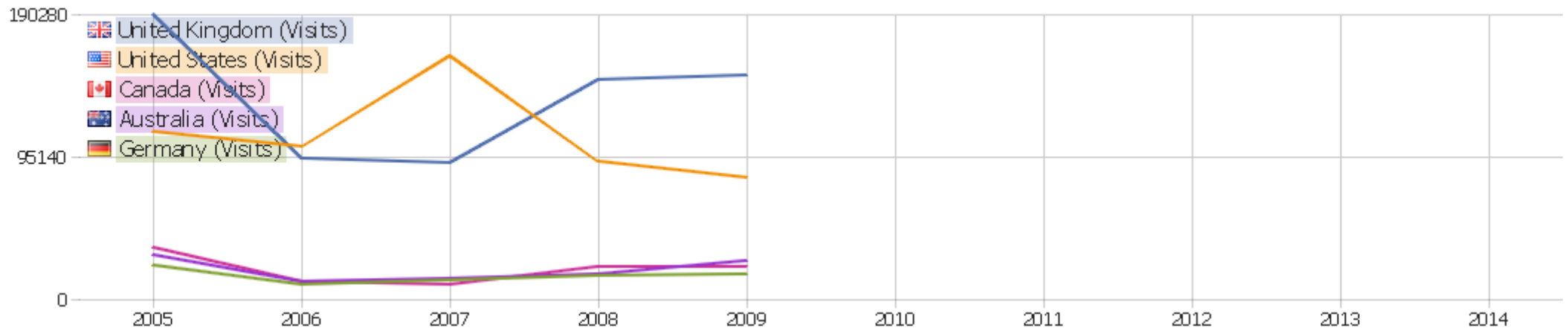
Visits to Conversion	Conversions
1 visit	708
2 visits	138
3 visits	77
4 visits	41
5 visits	27
6 visits	14
7 visits	11
8 visits	10
9-14 visits	29
15-25 visits	8
26-50 visits	4
51-100 visits	13
101+ visits	4

Try to register - Days to Conversion











Days to Conversion	Conversions
0 days	775
1 day	45
2 days	21
3 days	12
4 days	22
5 days	19
6 days	6
7 days	10
8-14 days	41
15-30 days	45
31-60 days	30
61-120 days	14
121-364 days	38
365+ days	6

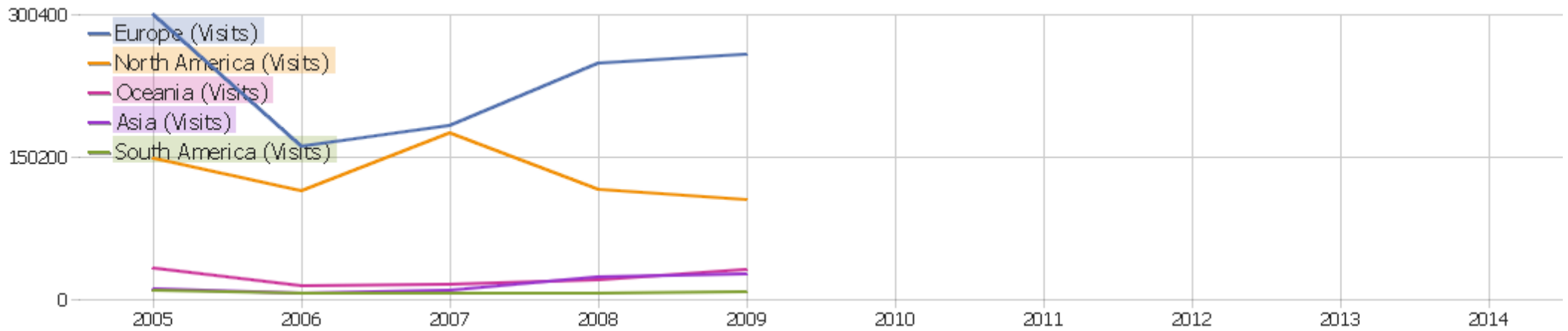
Country



Country	Visits	Actions	Actions per Visit	Avg. Time on Website	Bounce Rate	Revenue
United Kingdom	149428	406684	2.7	00:02:39	64%	£ 0
United States	81414	196254	2.4	00:02:04	67%	£ 0
Australia	26160	58898	2.3	00:02:09	70%	£ 0
Canada	21442	62044	2.9	00:02:45	61%	£ 0
Germany	16902	47563	2.8	00:02:41	60%	£ 0
France	12757	35923	2.8	00:02:38	60%	£ 0
Italy	9752	25537	2.6	00:02:24	63%	£ 0
Netherlands	7315	31151	4.3	00:02:21	63%	£ 0
Portugal	7247	18078	2.5	00:02:17	63%	£ 0
Spain	6903	19786	2.9	00:02:45	60%	£ 0
Belgium	6519	18371	2.8	00:02:46	59%	£ 0
Sweden	6220	16490	2.7	00:02:20	64%	£ 0
India	6181	15257	2.5	00:02:19	70%	£ 0
Norway	5205	12240	2.4	00:06:30	62%	£ 0
New Zealand	4983	8716	1.7	00:01:23	77%	£ 0

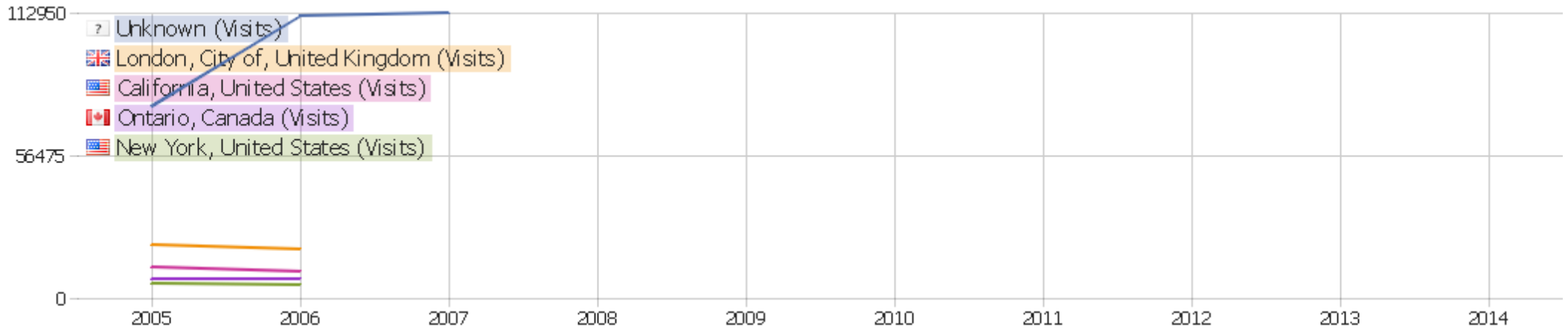
 Ireland	4409	9360	2.1	00:01:56	72%	£ 0
 Unknown	3335	9125	2.7	00:02:49	72%	£ 0
 Brazil	3072	7034	2.3	00:02:10	71%	£ 0
 Denmark	2872	8034	2.8	00:02:52	62%	£ 0
 Switzerland	2795	8496	3	00:02:32	62%	£ 0
 Philippines	2496	5793	2.3	00:02:23	75%	£ 0
 Austria	2415	7145	3	00:02:23	60%	£ 0
 South Africa	2399	4155	1.7	00:01:39	77%	£ 0
Others	48118	117581	2.4	00:02:23	69%	£ 0

Continent











Continent	Visits	Actions	Actions per Visit	Avg. Time on Website	Bounce Rate	Revenue
Europe	258778	711125	2.7	00:02:40	63%	£ 0
North America	104588	262628	2.5	00:02:13	66%	£ 0
Oceania	31294	67852	2.2	00:02:02	72%	£ 0
Asia	26555	65053	2.4	00:02:26	71%	£ 0
Unknown	5509	13151	2.4	00:02:17	72%	£ 0
South America	7058	17172	2.4	00:02:27	67%	£ 0
Africa	5264	9297	1.8	00:01:42	77%	£ 0
Central America	1293	3437	2.7	00:02:42	70%	£ 0

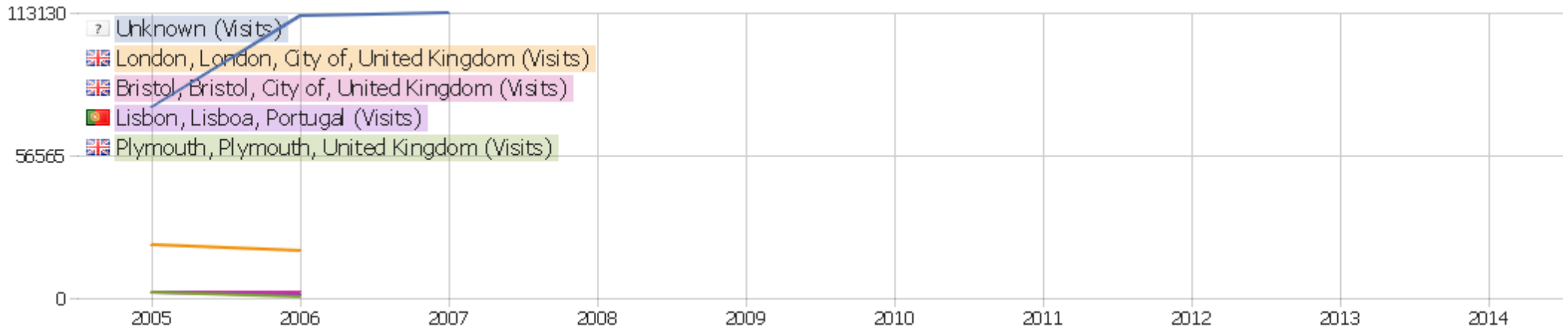
Region











Region	Visits	Actions	Actions per Visit	Avg. Time on Website	Bounce Rate	Revenue
? Unknown	112949	287989	2.5	00:02:25	66%	£ 0
🇬🇧 London, City of, United Kingdom	19146	51906	2.7	00:02:36	64%	£ 0
🇺🇸 California, United States	10839	26164	2.4	00:02:02	67%	£ 0
🇨🇦 Ontario, Canada	7495	21123	2.8	00:02:28	64%	£ 0
🇦🇺 Victoria, Australia	6569	14286	2.2	00:01:58	71%	£ 0
🇦🇺 New South Wales, Australia	6553	13656	2.1	00:01:56	72%	£ 0
🇺🇸 New York, United States	5559	13658	2.5	00:02:05	67%	£ 0
🇨🇦 British Columbia, Canada	4581	13615	3	00:02:53	60%	£ 0
🇬🇧 Surrey, United Kingdom	3322	13310	4	00:05:02	52%	£ 0
🇨🇦 Quebec, Canada	3263	9673	3	00:03:06	58%	£ 0
🇺🇸 Texas, United States	3211	7111	2.2	00:01:50	70%	£ 0
🇩🇪 Nordrhein-Westfalen, Germany	3160	7720	2.4	00:02:25	63%	£ 0
🇺🇸 Washington, United States	3155	8307	2.6	00:02:28	65%	£ 0
🇺🇸 Pennsylvania, United States	2970	6935	2.3	00:02:04	69%	£ 0
🇺🇸 Virginia, United States	2924	6359	2.2	00:01:36	66%	£ 0

 Massachusetts, United States	2890	7850	2.7	00:02:04	64%	£ 0
 Florida, United States	2878	6926	2.4	00:02:05	71%	£ 0
 Ile-de-France, France	2847	8392	2.9	00:02:46	58%	£ 0
 Western Australia, Australia	2716	7027	2.6	00:02:42	68%	£ 0
 Manchester, United Kingdom	2668	7286	2.7	00:03:05	64%	£ 0
 Queensland, Australia	2655	5384	2	00:01:55	73%	£ 0
 Hertford, United Kingdom	2212	5399	2.4	00:02:21	64%	£ 0
 Bristol, City of, United Kingdom	2193	5794	2.6	00:02:49	65%	£ 0
Others	223584	593845	2.7	00:02:32	65%	£ 0

City



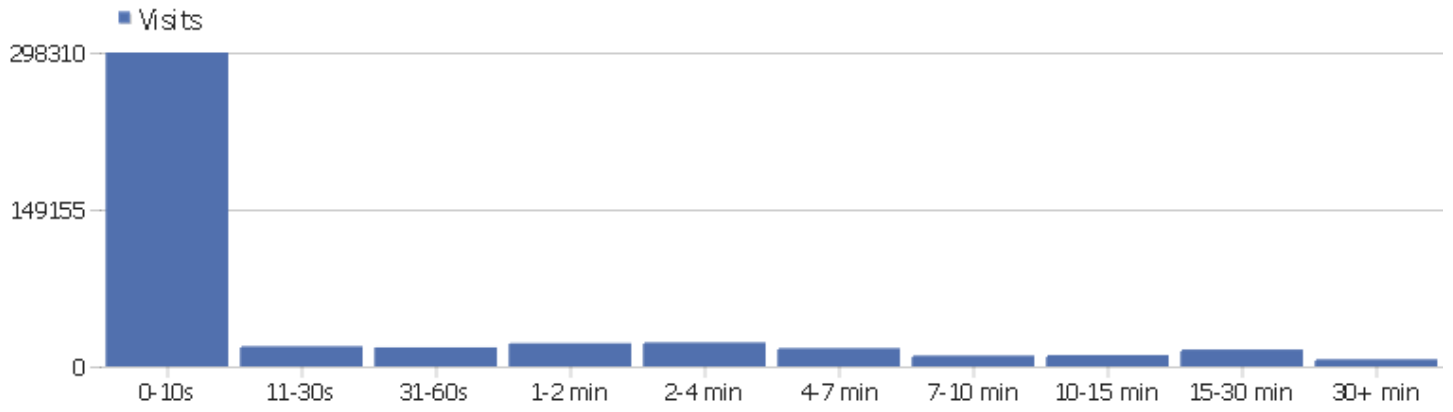
City	Visits	Actions	Actions per Visit	Avg. Time on Website	Bounce Rate	Revenue
? Unknown	113129	288393	2.5	00:02:25	66%	£ 0
London, London, City of, United Kingdom	19146	51906	2.7	00:02:36	64%	£ 0
Manchester, Manchester, United Kingdom	2663	7266	2.7	00:03:05	64%	£ 0
Sydney, New South Wales, Australia	2639	5436	2.1	00:01:50	71%	£ 0
Perth, Western Australia, Australia	2464	6308	2.6	00:02:39	68%	£ 0
Bristol, Bristol, City of, United Kingdom	2193	5794	2.6	00:02:49	65%	£ 0
Toronto, Ontario, Canada	1967	5948	3	00:02:23	66%	£ 0
Auckland, Auckland, New Zealand	1830	3279	1.8	00:01:21	77%	£ 0
Melbourne, Victoria, Australia	1744	3623	2.1	00:01:54	72%	£ 0
Birmingham, Birmingham, United Kingdom	1726	3838	2.2	00:01:55	68%	£ 0
Berlin, Berlin, Germany	1673	4859	2.9	00:02:28	62%	£ 0
Brisbane, Queensland, Australia	1658	3268	2	00:01:43	73%	£ 0
Montreal, Quebec, Canada	1585	4670	2.9	00:03:12	55%	£ 0
Leicester, Leicester, United Kingdom	1570	3425	2.2	00:02:31	71%	£ 0
Paris, Ile-de-France, France	1396	4112	2.9	00:02:45	57%	£ 0

 New York, New York, United States	1285	3003	2.3	00:02:07	69%	£ 0
 Adelaide, South Australia, Australia	1260	3044	2.4	00:02:40	65%	£ 0
 Nesttun, Hordaland, Norway	1238	3516	2.8	00:19:00	42%	£ 0
 Nottingham, Nottingham, United Kingdom	1232	3708	3	00:02:46	63%	£ 0
 Oslo, Oslo, Norway	1230	2531	2.1	00:02:14	70%	£ 0
 Singapore, Unknown, Singapore	1213	1865	1.5	00:01:05	82%	£ 0
 Lisbon, Lisboa, Portugal	1188	2723	2.3	00:01:52	66%	£ 0
 Dublin, Dublin, Ireland	1176	2294	2	00:01:44	73%	£ 0
Others	273134	724906	2.7	00:02:27	65%	£ 0

Custom Variables

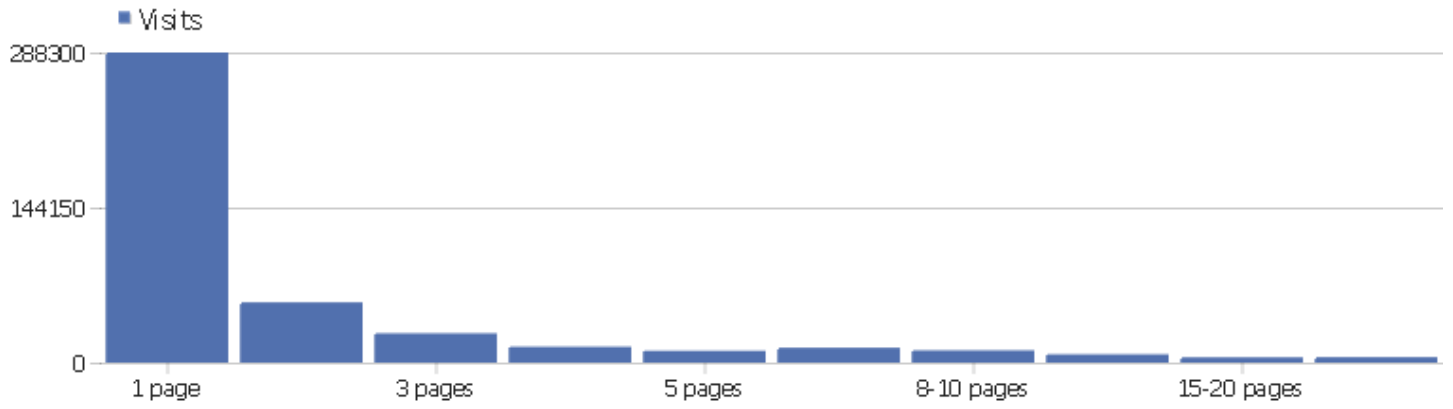
There is no data for this report.

Length of Visits



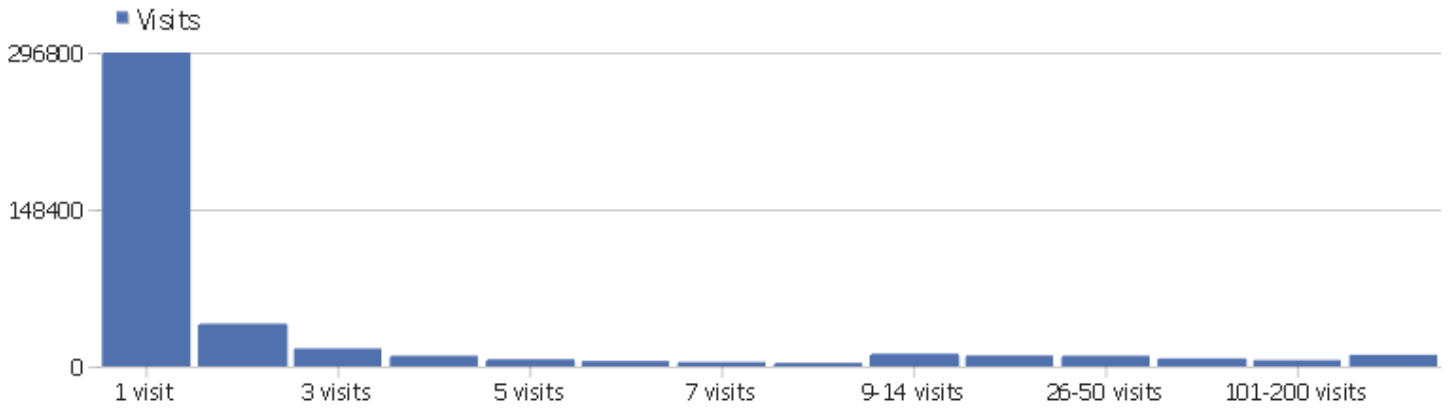
Visit duration	Visits
0-10s	298310
11-30s	19113
31-60s	18055
1-2 min	22025
2-4 min	22769
4-7 min	17328
7-10 min	10305
10-15 min	10740
15-30 min	16028
30+ min	6752

Pages per Visit



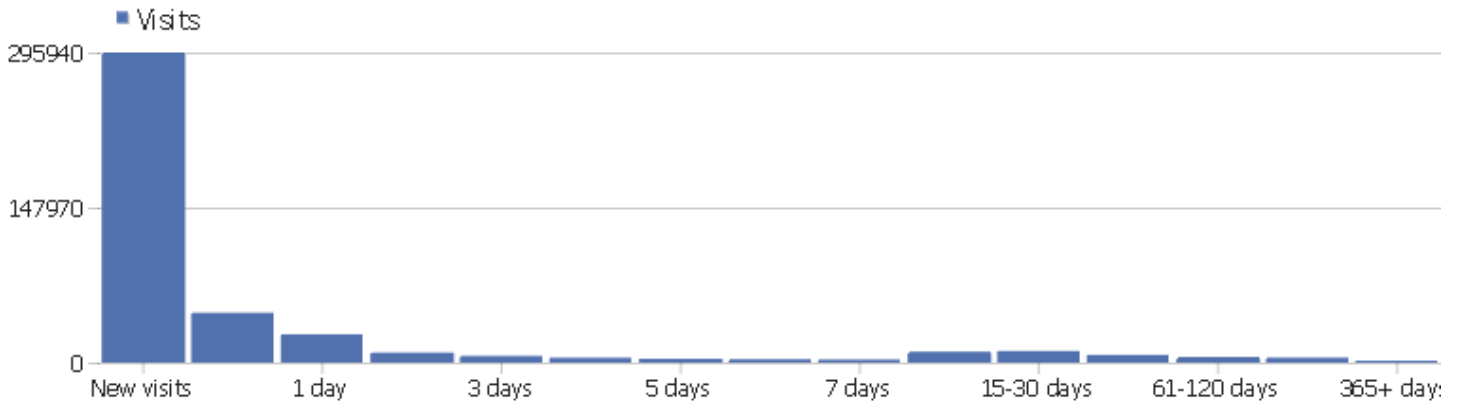
Pages per visit	Visits
1 page	288293
2 pages	56038
3 pages	27267
4 pages	14795
5 pages	11008
6-7 pages	13814
8-10 pages	11413
11-14 pages	7717
15-20 pages	4921
21+ pages	5073

Visits by Visit Number



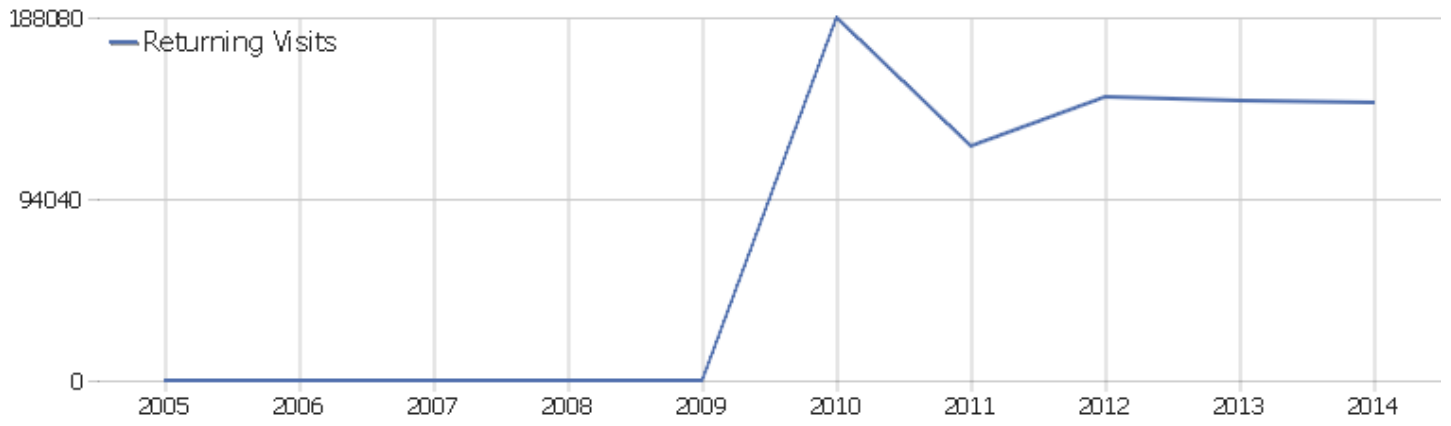
Visits by Visit Number	Visits	% Visits
1 visit	296793	67%
2 visits	40365	9%
3 visits	16970	4%
4 visits	10026	2%
5 visits	6780	2%
6 visits	5104	1%
7 visits	4127	1%
8 visits	3335	1%
9-14 visits	12045	3%
15-25 visits	10313	2%
26-50 visits	10067	2%
51-100 visits	7549	2%
101-200 visits	5932	1%
201+ visits	10933	2%

Visits by days since last visit



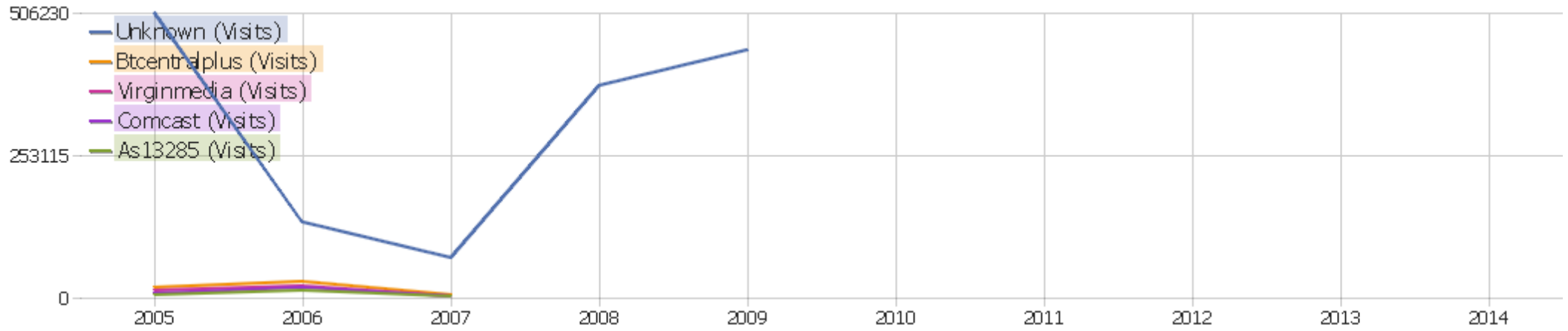
Visits by days since last visit	Visits
New visits	295932
0 days	47591
1 day	26981
2 days	9523
3 days	6364
4 days	4664
5 days	3610
6 days	3215
7 days	2899
8-14 days	10422
15-30 days	11120
31-60 days	7360
61-120 days	5348
121-364 days	4759
365+ days	551

Returning Visits



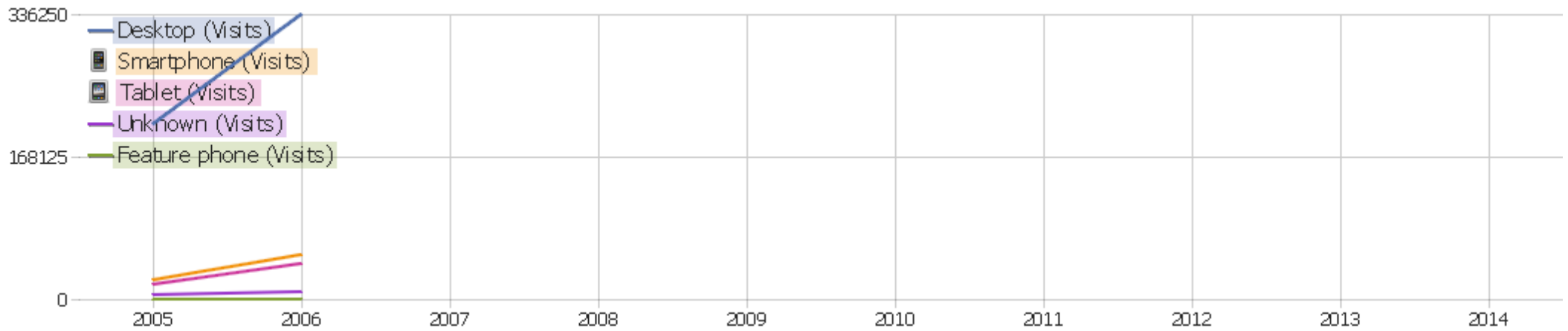
Name	Value
Returning Visits	144359
Actions by Returning Visits	458079
Maximum actions in one returning visit	708
Bounce Rate for Returning Visits	59%
Avg. Actions per Returning Visit	3.2
Avg. Duration of a Returning Visit (in sec)	00:03:44
Unique returning visitors	0
Returning Users	0

Provider



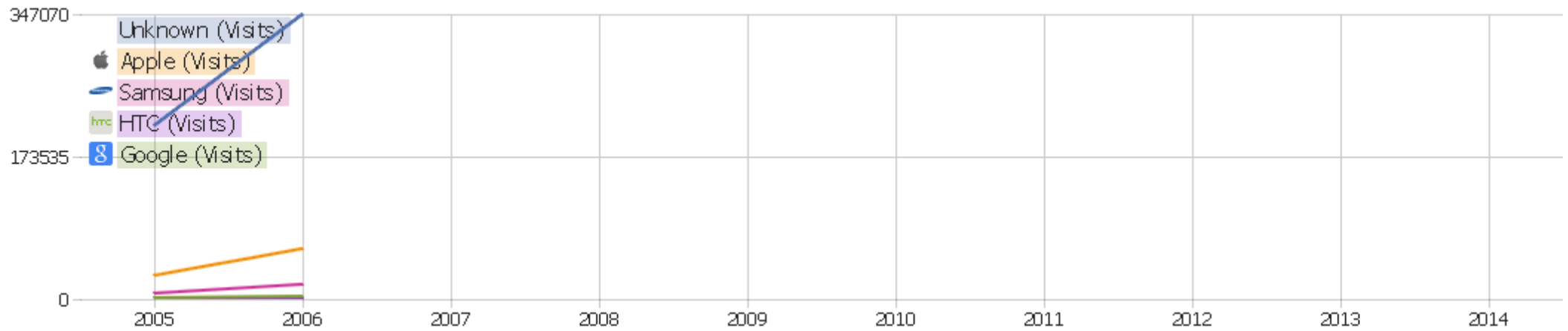
Provider	Visits	Actions	Actions per Visit	Avg. Time on Website	Bounce Rate	Conversion Rate
Unknown	440339	1149715	2.6	00:02:29	65%	0.25%

Device type










Device type	Visits	Actions	Actions per Visit	Avg. Time on Website	Bounce Rate	Conversion Rate
Desktop	336243	952377	2.8	00:02:45	63%	0.29%
Smartphone	52307	87258	1.7	00:01:20	78%	0.07%
Tablet	42294	90414	2.1	00:01:58	71%	0.11%
Unknown	9405	19477	2.1	00:01:48	74%	0.14%
Console	48	99	2.1	00:01:34	71%	0%
Feature phone	31	50	1.6	00:00:45	81%	0%
Tv	10	39	3.9	00:04:21	40%	0%
Camera	1	1	1	00:00:00	100%	0%

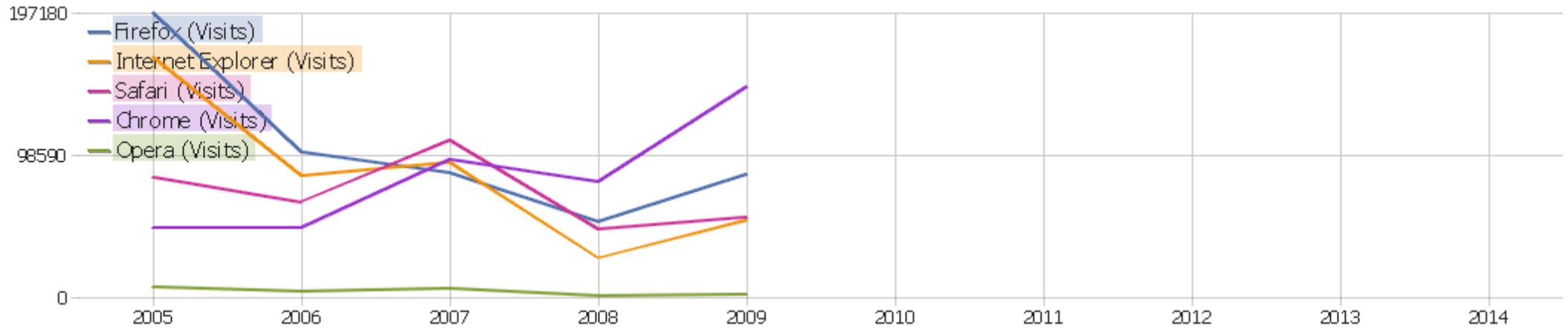
Device brand











Device brand	Visits	Actions	Actions per Visit	Avg. Time on Website	Bounce Rate	Conversion Rate
Unknown	347062	976215	2.8	00:02:43	63%	0.29%
Apple	61403	111810	1.8	00:01:30	75%	0.07%
Samsung	17507	32567	1.9	00:01:38	76%	0.09%
Google	3438	7987	2.3	00:02:14	70%	0.17%
HTC	2539	4606	1.8	00:01:59	75%	0.04%
Nokia	1285	2088	1.6	00:01:20	78%	0.08%
Kindle	1258	3400	2.7	00:02:44	66%	0.08%
Motorola	1132	2393	2.1	00:01:54	73%	0.27%
RIM	1130	1794	1.6	00:01:16	80%	0.09%
LG	771	1288	1.7	00:01:17	79%	0.26%
Sony	582	1059	1.8	00:01:45	75%	0.17%
Sony Ericsson	509	959	1.9	00:02:03	73%	0.2%
Huawei	330	610	1.8	00:02:04	73%	0%
Asus	287	697	2.4	00:02:26	65%	0.35%
Alcatel	190	350	1.8	00:02:16	74%	0%

 Lenovo	189	430	2.3	00:02:05	69%	0%
 ZTE	84	169	2	00:01:15	79%	0%
 Acer	68	238	3.5	00:02:12	66%	0%
 MicroMax	53	78	1.5	00:00:28	85%	0%
 Pantech	49	69	1.4	00:00:52	80%	0%
 HP	48	99	2.1	00:00:40	83%	0%
Barnes & Noble	43	97	2.3	00:01:43	74%	0%
 Archos	33	52	1.6	00:00:46	79%	0%
Others	349	660	1.9	00:01:23	74%	0%

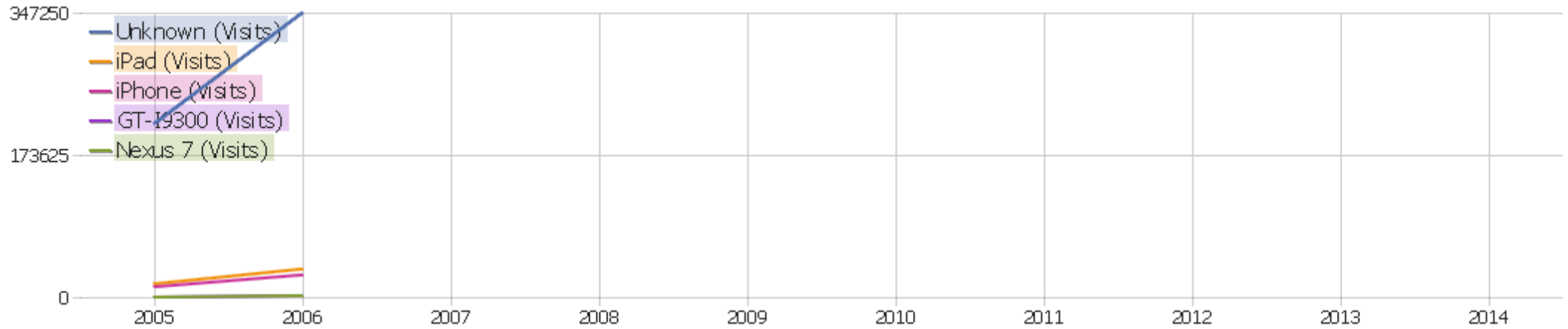
Visitor Browser



Browser	Visits	Actions	Actions per Visit	Avg. Time on Website	Bounce Rate	Conversion Rate
Chrome	145977	418375	2.9	00:02:44	62%	0.28%
Firefox	85244	247035	2.9	00:02:59	60%	0.51%
Mobile Safari	61912	111565	1.8	00:01:30	76%	0.06%
Safari	55187	138347	2.5	00:02:42	68%	0.12%
Internet Explorer	53458	148265	2.8	00:02:27	63%	0.14%
Chrome Mobile	12688	23532	1.9	00:01:34	76%	0.17%
Android Browser	11060	20587	1.9	00:01:45	75%	0.1%
Opera Mini	2678	3735	1.4	00:00:54	81%	0%
Chrome Mobile iOS	2602	5512	2.1	00:01:58	71%	0.15%
Opera	2178	5791	2.7	00:02:19	66%	0.64%
Unknown	1657	2650	1.6	00:01:18	80%	0%
BlackBerry Browser	967	1591	1.6	00:01:24	78%	0.1%
Mobile Silk	887	2550	2.9	00:03:07	65%	0%
IE Mobile	843	1552	1.8	00:01:39	74%	0.12%
Opera Mobile	564	10550	18.7	00:02:48	63%	0%

 Chrome Frame	387	1042	2.7	00:02:05	64%	0%
 Nokia Ovi Browser	294	359	1.2	00:00:59	84%	0%
 Chromium	246	796	3.2	00:03:18	55%	0.41%
 Opera Next	235	3224	13.7	00:03:43	66%	0%
 Iceweasel	179	508	2.8	00:02:58	58%	0%
 UC Browser	172	242	1.4	00:00:53	83%	0%
 SeaMonkey	160	349	2.2	00:02:22	49%	0.63%
 Yandex Browser	120	171	1.4	00:00:36	85%	0%
Others	760	1548	2	00:02:02	74%	0.53%

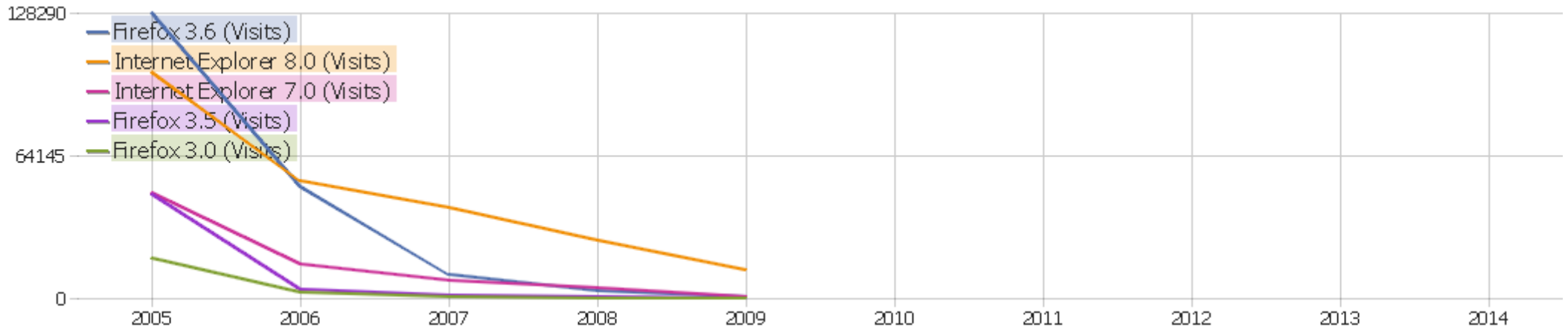
Device model











Device model	Visits	Actions	Actions per Visit	Avg. Time on Website	Bounce Rate	Conversion Rate
Unknown	347244	976495	2.8	00:02:43	63%	0.29%
iPad	34148	69732	2	00:01:50	72%	0.1%
iPhone	26675	41117	1.5	00:01:05	79%	0.04%
Nexus 7	1788	4732	2.6	00:02:50	66%	0.22%
GT-I9300	1742	3014	1.7	00:01:34	76%	0%
GT-I9505	1557	2551	1.6	00:01:04	80%	0%
GT-I9100	946	1509	1.6	00:01:21	79%	0.21%
GT-I8190N	690	1288	1.9	00:01:57	75%	0%
Nexus 4	616	1332	2.2	00:01:42	73%	0.16%
iPod Touch	580	961	1.7	00:01:19	80%	0%
Nexus 5	567	1053	1.9	00:01:26	73%	0%
GT-I9195	546	1069	2	00:01:10	76%	0.37%
GT-N8010	435	1088	2.5	00:02:09	71%	0%
One	429	673	1.6	00:01:02	83%	0%
SM-N9005	421	667	1.6	00:01:05	79%	0%

Fire	407	1020	2.5	00:02:41	68%	0%
GT-P5110	366	747	2	00:01:41	73%	0%
GT-P5210	366	841	2.3	00:02:51	69%	0%
GT-N7100	323	548	1.7	00:01:19	79%	0%
XT1032	310	735	2.4	00:01:54	68%	0%
GT-I8190	300	474	1.6	00:01:12	77%	0%
GT-I9305	294	501	1.7	00:01:14	77%	0%
GT-P3110	280	553	2	00:02:18	71%	0%
Others	19308	37008	1.9	00:01:47	75%	0.13%

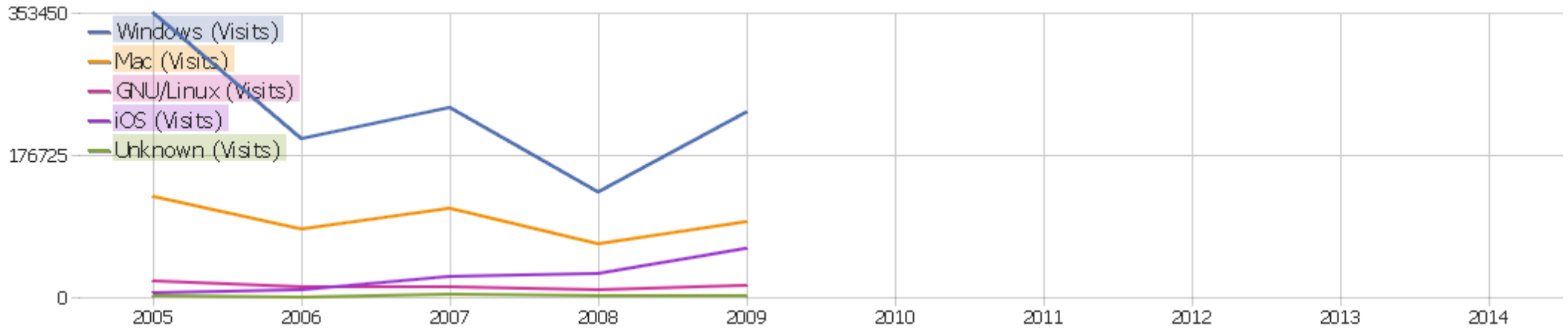
Browser version







Browser version	Visits	Actions	Actions per Visit	Avg. Time on Website	Bounce Rate	Conversion Rate
Mobile Safari 7.0	29957	57126	1.9	00:01:36	74%	0.04%
Internet Explorer 11.0	26930	78930	2.9	00:02:38	62%	0.18%
Chrome 33.0	22362	67258	3	00:03:03	60%	0.02%
Chrome 32.0	21594	59122	2.7	00:02:44	63%	0%
Chrome 35.0	19219	55081	2.9	00:02:43	62%	0.05%
Safari 5.1	16777	39270	2.3	00:03:22	70%	0.06%
Chrome 34.0	16117	45446	2.8	00:02:33	63%	0.02%
Mobile Safari	15962	22435	1.4	00:00:50	83%	0.03%
Chrome 37.0	14504	42529	2.9	00:02:37	62%	0.21%
Safari 7.0	13760	38574	2.8	00:02:35	62%	0.04%
Chrome 38.0	13647	40373	3	00:02:41	62%	1.48%
Chrome 36.0	13504	37591	2.8	00:02:32	65%	0.08%
Firefox 26.0	12623	35568	2.8	00:03:04	60%	0.31%
Internet Explorer 9.0	12542	34849	2.8	00:02:23	64%	0.06%
Internet Explorer 8.0	12434	31239	2.5	00:02:13	64%	0.16%

 Firefox 27.0	11410	31961	2.8	00:02:56	60%	0.02%
 Android Browser	11060	20587	1.9	00:01:45	75%	0.1%
 Chrome 39.0	10092	29300	2.9	00:02:40	62%	1.19%
 Chrome 31.0	9269	27407	3	00:03:12	58%	0.03%
 Firefox 32.0	9015	25931	2.9	00:02:56	58%	0.71%
 Firefox 28.0	8896	25851	2.9	00:02:43	60%	0.01%
 Safari 6.1	8095	22175	2.7	00:02:50	61%	0.09%
 Firefox 30.0	7958	23606	3	00:03:09	60%	0.09%
Others	102612	257506	2.5	00:02:17	68%	0.45%

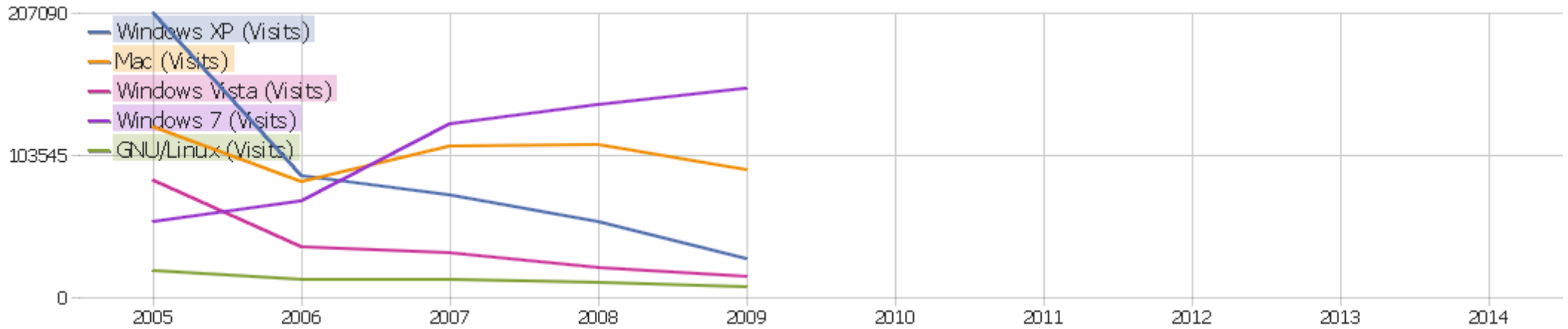
Operating System families










Operating system family	Visits	Actions	Actions per Visit	Avg. Time on Website	Bounce Rate	Conversion Rate
Windows	229410	667979	2.9	00:02:45	62%	0.37%
Mac	93151	247916	2.7	00:02:39	64%	0.13%
iOS	61401	111805	1.8	00:01:30	75%	0.07%
Android	35779	70195	2	00:01:48	74%	0.12%
GNU/Linux	15163	40988	2.7	00:03:21	63%	0.13%
Unknown	1329	1960	1.5	00:01:16	79%	0%
Chrome OS	1212	4378	3.6	00:02:56	62%	0.25%
BlackBerry	1130	1794	1.6	00:01:16	80%	0.09%
Windows Mobile	824	1528	1.9	00:01:38	73%	0.12%
Symbian	621	759	1.2	00:00:47	86%	0%
Bot	231	257	1.1	00:00:40	91%	0%
Console	30	53	1.8	00:01:43	87%	0%
Mobile Gaming Console	17	33	1.9	00:00:52	59%	0%
Unix	20	41	2.1	00:01:25	85%	0%
Brew	6	6	1	00:00:00	100%	0%

 Other Mobile	10	11	1.1	00:00:06	90%	0%
 Firefox OS	2	2	1	00:00:00	100%	0%
 Google TV	1	2	2	00:02:03	0%	0%
 IBM	1	1	1	00:00:00	100%	0%

Operating System versions

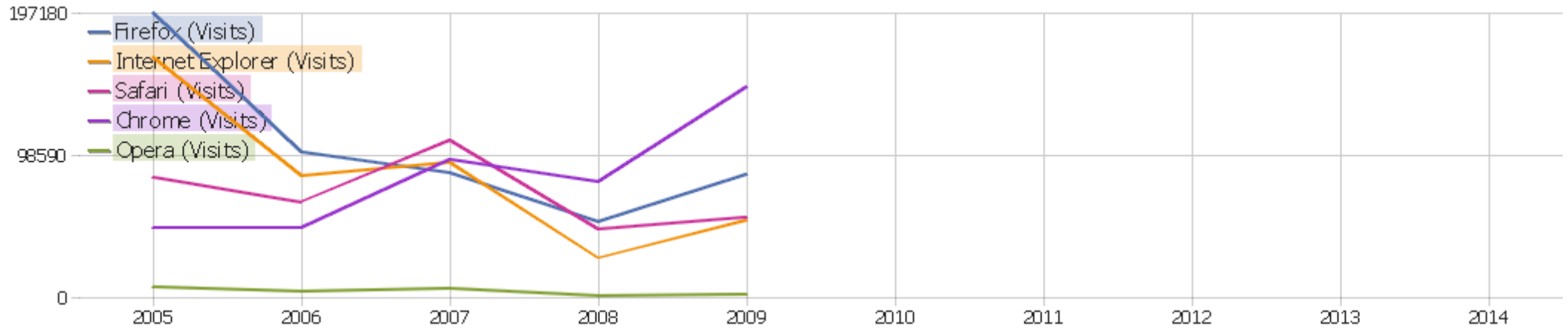


Operating System versions	Visits	Actions	Actions per Visit	Avg. Time on Website	Bounce Rate	Conversion Rate
Windows 7	151985	445953	2.9	00:02:44	62%	0.4%
Mac	93151	247916	2.7	00:02:39	64%	0.13%
iOS	61401	111805	1.8	00:01:30	75%	0.07%
Android	35779	70195	2	00:01:48	74%	0.12%
Windows XP	28103	78562	2.8	00:02:48	62%	0.32%
Windows 8	25455	72079	2.8	00:02:36	64%	0.21%
Windows Vista	14882	45082	3	00:03:03	59%	0.13%
Windows 8.1	8299	24509	3	00:02:46	61%	0.93%
Ubuntu	7692	20479	2.7	00:02:55	60%	0.14%
GNU/Linux	7403	20351	2.7	00:03:47	67%	0.12%
Unknown	1329	1960	1.5	00:01:16	79%	0%
Chrome OS	1212	4378	3.6	00:02:56	62%	0.25%
BlackBerry OS	1028	1484	1.4	00:01:09	82%	0.1%
Windows Phone	822	1526	1.9	00:01:38	73%	0.12%









Windows Server 2003	551	1481	2.7	00:01:57	61%	0%
 Symbian OS Series 40	371	455	1.2	00:00:52	85%	0%
Bot	231	257	1.1	00:00:40	91%	0%
 Symbian OS Series 60	164	192	1.2	00:00:29	87%	0%
 BlackBerry Tablet OS	102	310	3	00:02:25	58%	0%
 Symbian	68	90	1.3	00:01:05	87%	0%
 Windows 2000	60	160	2.7	00:02:49	57%	0%
 Mint	47	104	2.2	00:02:45	64%	0%
 Windows RT	44	106	2.4	00:01:28	75%	0%
Others	160	281	1.8	00:01:33	74%	0%



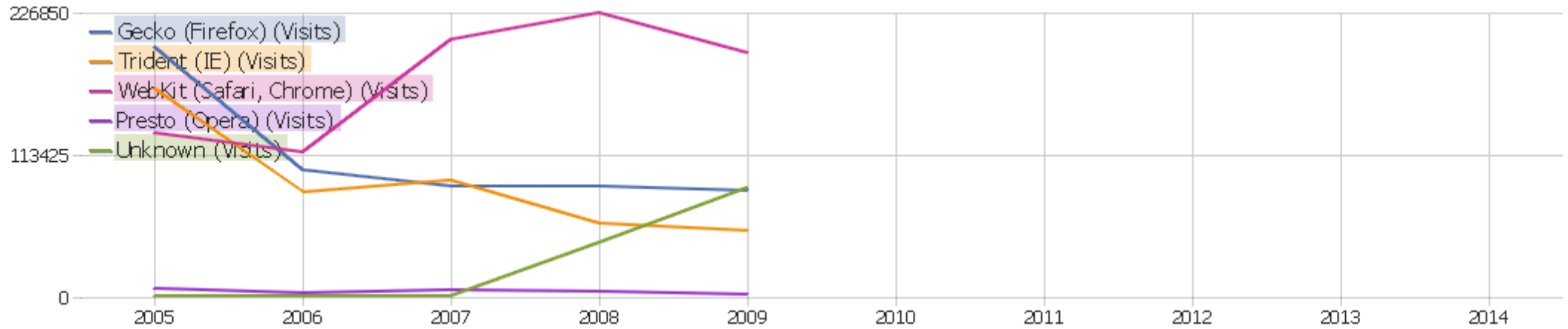
UserSettings_BrowserFamilies



Browser	Visits	Actions	Actions per Visit	Avg. Time on Website	Bounce Rate	Conversion Rate
Chrome	145977	418375	2.9	00:02:44	62%	0.28%
Firefox	85244	247035	2.9	00:02:59	60%	0.51%
Mobile Safari	61912	111565	1.8	00:01:30	76%	0.06%
Safari	55187	138347	2.5	00:02:42	68%	0.12%
Internet Explorer	53458	148265	2.8	00:02:27	63%	0.14%
Chrome Mobile	12688	23532	1.9	00:01:34	76%	0.17%
Android Browser	11060	20587	1.9	00:01:45	75%	0.1%
Opera Mini	2678	3735	1.4	00:00:54	81%	0%
Chrome Mobile iOS	2602	5512	2.1	00:01:58	71%	0.15%
Opera	2178	5791	2.7	00:02:19	66%	0.64%
Unknown	1657	2650	1.6	00:01:18	80%	0%
BlackBerry Browser	967	1591	1.6	00:01:24	78%	0.1%
Mobile Silk	887	2550	2.9	00:03:07	65%	0%
IE Mobile	843	1552	1.8	00:01:39	74%	0.12%
Opera Mobile	564	10550	18.7	00:02:48	63%	0%

 Chrome Frame	387	1042	2.7	00:02:05	64%	0%
 Nokia Ovi Browser	294	359	1.2	00:00:59	84%	0%
 Chromium	246	796	3.2	00:03:18	55%	0.41%
 Opera Next	235	3224	13.7	00:03:43	66%	0%
 Iceweasel	179	508	2.8	00:02:58	58%	0%
 UC Browser	172	242	1.4	00:00:53	83%	0%
 SeaMonkey	160	349	2.2	00:02:22	49%	0.63%
 Yandex Browser	120	171	1.4	00:00:36	85%	0%
Others	760	1548	2	00:02:02	74%	0.53%

Browser engines



Browser engine	Visits	Actions	Actions per Visit	Avg. Time on Website	Bounce Rate	Conversion Rate
WebKit (Safari, Chrome)	194485	529634	2.7	00:02:41	64%	0.16%
Unknown	87227	170022	1.9	00:01:34	76%	0.04%
Gecko (Firefox)	85504	247646	2.9	00:02:59	60%	0.52%
Trident (IE)	53581	148484	2.8	00:02:27	63%	0.15%
Blink (Chrome, Opera)	17190	48149	2.8	00:02:31	63%	1.28%
Presto (Opera)	2304	5715	2.5	00:02:07	68%	0.22%
KHTML (Konquerer)	48	65	1.4	00:01:12	79%	0%